

FORM NO. MGT-7

[Pursuant to sub-Section(1) of section 92 of the Companies Act, 2013 and sub-rule (1) of rule 11of the Companies (Management and Administration) Rules, 2014]



Annual Return (other than OPCs and Small Companies)

Form language ☒ English ☐ Hindi

Refer the instruction kit for filing the form.

I. REGISTRATION AND OTHER DETAILS

(i) * Corporate Identification Number (CIN) of the company

L74899DL1989PLC036849

Pre-fill

Global Location Number (GLN) of the company

* Permanent Account Number (PAN) of the company

AAACM0175F

(ii) (a) Name of the company

PEARL GLOBAL INDUSTRIES LLP

(b) Registered office address

C-17/1 Paschimi Marg, Vasant Vihar NA
New Delhi
South West Delhi
Delhi
110057

(c) *e-mail ID of the company

company.secretary@pearlglobal.com

(d) *Telephone number with STD code

01244651000

(e) Website

www.pearlglobal.com

(iii) Date of Incorporation

05/07/1989

(iv)	Type of the Company	Category of the Company	Sub-category of the Company
	Public Company	Company limited by shares	Indian Non-Government company

(v) Whether company is having share capital

☒ Yes

☐ No

(vi) *Whether shares listed on recognized Stock Exchange(s)

☒ Yes

☐ No

(a) Details of stock exchanges where shares are listed

S. No.	Stock Exchange Name	Code
1	BSE Limited	1
2	National Stock Exchange of India	1,024

(b) CIN of the Registrar and Transfer Agent

U67190MH1999PTC118368

Pre-fill

Name of the Registrar and Transfer Agent

MUFG INTIME INDIA PRIVATE LIMITED

Registered office address of the Registrar and Transfer Agents

C-101, 1st Floor, 247 Park, Lal Bahadur Shastri Marg, Vikh
roli (West), NA

(vii) *Financial year From date 01/04/2024 (DD/MM/YYYY) To date 31/03/2025 (DD/MM/YYYY)

(viii) *Whether Annual general meeting (AGM) held ☒ Yes ☐ No

(a) If yes, date of AGM

(b) Due date of AGM

30/09/2025

(c) Whether any extension for AGM granted

☐ Yes ☒ No

II. PRINCIPAL BUSINESS ACTIVITIES OF THE COMPANY

*Number of business activities

1

S.No	Main Activity group code	Description of Main Activity group	Business Activity Code	Description of Business Activity	% of turnover of the company
1	C	Manufacturing	C2	Textile, leather and other apparel products	100






III. PARTICULARS OF HOLDING, SUBSIDIARY AND ASSOCIATE COMPANIES (INCLUDING JOINT VENTURES)

*No. of Companies for which information is to be given

22

Pre-fill All

S.No	Name of the company	CIN / FCRN	Holding/ Subsidiary/Associate/ Joint Venture	% of shares held
1	Pearl Global Kaushal Vikas Lim	U74110TN2014PLC096204	Subsidiary	100
2	Gogreen Apparel Limited	U52100DL2019PLC355345	Subsidiary	100

3	Sead Aapparels Private Limited 	U17299DL2022PTC400621	Subsidiary	100
4	Norp Knit Industries Limited		Subsidiary	99.99
5	Pearl Global Fareast Limited		Subsidiary	100
6	Pearl Global (HK) Limited		Subsidiary	100
7	PGIC Investment Limited		Subsidiary	100
8	Prudent Fashions Limited		Subsidiary	99.95
9	Pearl Global USA Inc.		Subsidiary	100
10	Pearl GT Holdco Limited		Subsidiary	80
11	Vin Pearl Global Vietnam Limit 		Subsidiary	100
12	Pearl Global Vietnam Co. Ltd.		Subsidiary	100
13	Pearl Knitting & Dyeing Indust 		Subsidiary	99.9
14	DSSP Global Limited		Subsidiary	100
15	PT Pinnacle Apparels		Subsidiary	84.93
16	Pearl Grass Creations Limited		Subsidiary	100
17	Alpha Clothing Limited		Subsidiary	100
18	Pearl Global Industries FZCO		Subsidiary	100
19	Pearl Unlimited Inc.		Subsidiary	100
20	Trinity Clothing Limited		Subsidiary	100
21	Corporacion de Productos Y Se 		Subsidiary	100
22	Shoretex Sociedad Anonima (S 		Subsidiary	100

IV. SHARE CAPITAL, DEBENTURES AND OTHER SECURITIES OF THE COMPANY

(i) *SHARE CAPITAL**(a) Equity share capital**

Particulars	Authorised capital	Issued capital	Subscribed capital	Paid up capital
Total number of equity shares	102,880,000	45,935,167	45,935,167	45,935,167
Total amount of equity shares (in Rupees)	514,400,000	229,675,835	229,675,835	229,675,835

Number of classes

1

Class of Shares	Authorised capital	Issued capital	Subscribed capital	Paid up capital
Equity Share				
Number of equity shares	102,880,000	45,935,167	45,935,167	45,935,167
Nominal value per share (in rupees)	5	5	5	5
Total amount of equity shares (in rupees)	514,400,000	229,675,835	229,675,835	229,675,835

(b) Preference share capital

Particulars	Authorised capital	Issued capital	Subscribed capital	Paid-up capital
Total number of preference shares	3,266,000	0	0	0
Total amount of preference shares (in rupees)	325,700,000	0	0	0

Number of classes

2

Class of shares	Authorised capital	Issued capital	Subscribed capital	Paid up capital
4% Non-cumulative Redeemable Preference Shares				
Number of preference shares	10,000	0	0	0
Nominal value per share (in rupees)	10	10	10	10
Total amount of preference shares (in rupees)	100,000	0	0	0
Class of shares	Authorised capital	Issued capital	Subscribed capital	Paid up capital
10.5% Non-cumulative Redeemable Preference Shares				
Number of preference shares	3,256,000	0	0	0
Nominal value per share (in rupees)	100	0	0	
Total amount of preference shares (in rupees)	325,600,000	0	0	0

(c) Unclassified share capital

Particulars	Authorised Capital
Total amount of unclassified shares	0

(d) Break-up of paid-up share capital

Class of shares	Number of shares			Total nominal amount	Total Paid-up amount	Total premium
Equity shares	Physical	DEMAT	Total			
At the beginning of the year	109,494	43,474,030	43583524	217,917,620	217,917,620	
Increase during the year	0	2,366,739	2366739	11,758,215	11,758,215	1,531,635,000
i. Public Issues	0	0	0	0	0	0
ii. Rights issue	0	0	0	0	0	0
iii. Bonus issue	0	0	0	0	0	0
iv. Private Placement/ Preferential allotment	0	2,045,143	2045143	10,225,715	10,225,715	1,484,773,800
v. ESOPs	0	306,500	306500	1,532,500	1,532,500	46,861,250
vi. Sweat equity shares allotted	0	0	0	0	0	0
vii. Conversion of Preference share	0	0	0	0	0	0
viii. Conversion of Debentures	0	0	0	0	0	0
ix. GDRs/ADRs	0	0	0	0	0	0
x. Others, specify	0	15,096	15096			
Dematerialisation						
Decrease during the year	15,096	0	15096	0	0	0
i. Buy-back of shares	0	0	0	0	0	0
ii. Shares forfeited	0	0	0	0	0	0
iii. Reduction of share capital	0	0	0	0	0	0
iv. Others, specify	15,096	0	15096	0	0	
Dematerialisation						
At the end of the year	94,398	45,840,769	45935167	229,675,835	229,675,835	
Preference shares						

At the beginning of the year	0	0	0	0	0	
Increase during the year	0	0	0	0	0	0
i. Issues of shares	0	0	0	0	0	0
ii. Re-issue of forfeited shares	0	0	0	0	0	0
iii. Others, specify						
Decrease during the year	0	0	0	0	0	0
i. Redemption of shares	0	0	0	0	0	0
ii. Shares forfeited	0	0	0	0	0	0
iii. Reduction of share capital	0	0	0	0	0	0
iv. Others, specify						
At the end of the year	0	0	0	0	0	

ISIN of the equity shares of the company

INE940H01022

(ii) Details of stock split/consolidation during the year (for each class of shares)

0

Class of shares		(i)	(ii)	(iii)
Before split / Consolidation	Number of shares			
	Face value per share			
After split / Consolidation	Number of shares			
	Face value per share			

(iii) Details of shares/Debentures Transfers since closure date of last financial year (or in the case of the first return at any time since the incorporation of the company) *

☒ Nil

[Details being provided in a CD/Digital Media]

☐

Yes

☐

No

☐

Not Applicable

Separate sheet attached for details of transfers

☐

Yes

☐

No

Note: In case list of transfer exceeds 10, option for submission as a separate sheet attachment or submission in a CD/Digital Media may be shown.

Date of the previous annual general meeting	<input type="text"/>
---	----------------------

Date of registration of transfer (Date Month Year)	<input type="text"/>
--	----------------------

Type of transfer	<input type="text"/>	1 - Equity, 2- Preference Shares,3 - Debentures, 4 - Stock
------------------	----------------------	--

Number of Shares/ Debentures/ Units Transferred	<input type="text"/>	Amount per Share/ Debenture/Unit (in Rs.)	<input type="text"/>
---	----------------------	---	----------------------

Ledger Folio of Transferor	<input type="text"/>
----------------------------	----------------------

Transferor's Name	<input type="text"/>	<input type="text"/>	<input type="text"/>
-------------------	----------------------	----------------------	----------------------

	Surname	middle name	first name
--	---------	-------------	------------

Ledger Folio of Transferee	<input type="text"/>
----------------------------	----------------------

Transferee's Name	<input type="text"/>	<input type="text"/>	<input type="text"/>
-------------------	----------------------	----------------------	----------------------

	Surname	middle name	first name
--	---------	-------------	------------

Date of registration of transfer (Date Month Year)	<input type="text"/>
--	----------------------

Type of transfer	<input type="text"/>	1 - Equity, 2- Preference Shares,3 - Debentures, 4 - Stock
------------------	----------------------	--

Number of Shares/ Debentures/ Units Transferred	<input type="text"/>	Amount per Share/ Debenture/Unit (in Rs.)	<input type="text"/>
---	----------------------	---	----------------------

Ledger Folio of Transferor			
Transferor's Name			
	Surname	middle name	first name
Ledger Folio of Transferee			
Transferee's Name			
	Surname	middle name	first name

(iv) *Debentures (Outstanding as at the end of financial year)

Particulars	Number of units	Nominal value per unit	Total value
Non-convertible debentures	0	0	0
Partly convertible debentures	0	0	0
Fully convertible debentures	0	0	0
Total			0

Details of debentures

Class of debentures	Outstanding as at the beginning of the year	Increase during the year	Decrease during the year	Outstanding as at the end of the year
Non-convertible debentures	0	0	0	0
Partly convertible debentures	0	0	0	0
Fully convertible debentures	0	0	0	0

(v) Securities (other than shares and debentures)

0

Type of Securities	Number of Securities	Nominal Value of each Unit	Total Nominal Value	Paid up Value of each Unit	Total Paid up Value
Total					

V. *Turnover and net worth of the company (as defined in the Companies Act, 2013)

(i) Turnover

11,961,635,989.79

(ii) Net worth of the Company

5,615,531,828.81

VI. (a) *SHARE HOLDING PATTERN - Promoters

S. No.	Category	Equity		Preference	
		Number of shares	Percentage	Number of shares	Percentage
1.	Individual/Hindu Undivided Family				
	(i) Indian	0	0	0	
	(ii) Non-resident Indian (NRI)	28,849,818	62.81	0	
	(iii) Foreign national (other than NRI)	0	0	0	
2.	Government				
	(i) Central Government	0	0	0	
	(ii) State Government	0	0	0	
	(iii) Government companies	0	0	0	
3.	Insurance companies	0	0	0	
4.	Banks	0	0	0	
5.	Financial institutions	0	0	0	
6.	Foreign institutional investors	0	0	0	
7.	Mutual funds	0	0	0	
8.	Venture capital	0	0	0	
9.	Body corporate (not mentioned above)	0	0	0	
10.	Others	0	0	0	
	Total	28,849,818	62.81	0	0

Total number of shareholders (promoters)

6

(b) *SHARE HOLDING PATTERN - Public/Other than promoters

S. No.	Category	Equity		Preference	
		Number of shares	Percentage	Number of shares	Percentage

1.	Individual/Hindu Undivided Family				
	(i) Indian	6,941,130	15.11	0	
	(ii) Non-resident Indian (NRI)	285,247	0.62	0	
	(iii) Foreign national (other than NRI)	0	0	0	
2.	Government				
	(i) Central Government	0	0	0	
	(ii) State Government	0	0	0	
	(iii) Government companies	0	0	0	
3.	Insurance companies	8,260	0.02	0	
4.	Banks	0	0	0	
5.	Financial institutions	0	0	0	
6.	Foreign institutional investors	3,396,047	7.39	0	
7.	Mutual funds	5,065,873	11.03	0	
8.	Venture capital	0	0	0	
9.	Body corporate (not mentioned above)	714,568	1.56	0	
10.	Others IEPF, Trust, HUF, AIF, Clearir +	674,224	1.47	0	
	Total	17,085,349	37.2	0	0

Total number of shareholders (other than promoters)

25,211

**Total number of shareholders (Promoters+Public/
Other than promoters)**

25,217

(c) *Details of Foreign institutional investors' (FIIs) holding shares of the company

98

Name of the FII	Address	Date of Incorporation	Country of Incorporation	Number of shares held	% of shares held
GOLDMAN SACHS FII +	Deutsche Bank Ag, Db House Haza +			1,270,023	2.76
AMBIT INDIA ASCENSI +	Hsbc Securities Services 11th Floor +			227,064	0.49
MEDIOLANUM BEST B +	Standard Chartered Bank Securitie +			92,636	0.2
FAST - EMERGING MAI +	Citibank N.A. Custody Services Fife +			78,969	0.17

Name of the FII	Address	Date of Incorporation	Country of Incorporation	Number of shares held	% of shares held
NEW YORK STATE TEA +	Deutsche Bank Ag, Db House Haza +			71,621	0.16
THE MASTER TRUST B +	Hsbc Securities Services 11th Flr, B +			70,000	0.15
ABU DHABI INVESTME +	Jp Morgan Chase Bank N.A, India S +			62,493	0.14
PREMIER INVESTMENT +	Kotak Mahindra Bank Ltd A Wing, +			54,910	0.12
ACADIAN EMERGING I +	Standard Chartered Bank Securitie +			50,147	0.11
EMERGING MARKETS S +	Jp Morgan Chase Bank N.A, India S +			48,108	0.1
GS INDIA EQUITY	Hsbc Securities Services 11th Floor +			45,663	0.1
ACADIAN EMERGING I +	Standard Chartered Bank Securitie +			40,423	0.09
ISHARES CORE MSCI E +	Deutsche Bank Ag, Db House Haza +			36,022	0.08
HSBC GLOBAL INVEST +	Hsbc Securities Services 11th Flr, B +			31,670	0.07
ISHARES MSCI INDIA S +	Citibank N.A. Custody Services Fife +			31,666	0.07
THRIFT SAVINGS PLAN +	Jp Morgan Chase Bank N.A, India S +			31,591	0.07
AMERICAN CENTURY F +	Deutsche Bank Ag, Db House, Haza +			30,530	0.07
SAMSUNG INDIA SMA +	Deutsche Bank Ag, Db House Haza +			30,000	0.07
EMERGING MARKETS C +	Citibank N.A. Custody Services Fife +			28,224	0.06
MORGAN STANLEY AS +	Citibank N.A. Custody Services Fife +			23,806	0.05
HSBK ASIAN SMALL C +	Hsbc Securities Services 11th Floor +			21,300	0.05
DOVETAIL GLOBAL FU +	Dbs Bank India Ltd First Floor Expr +			19,731	0.04
ACADIAN EMERGING I +	Standard Chartered Bank Securitie +			17,336	0.04
ACADIAN EMERGING I +	Standard Chartered Bank Securitie +			16,824	0.04
EMERGING MARKETS S +	Jp Morgan Chase Bank N.A, India S +			16,811	0.04

VII. *NUMBER OF PROMOTERS, MEMBERS, DEBENTURE HOLDERS
(Details, Promoters, Members (other than promoters), Debenture holders)

Details	At the beginning of the year	At the end of the year
Promoters	5	6
Members (other than promoters)	16,831	25,211
Debenture holders	0	0

VIII. DETAILS OF DIRECTORS AND KEY MANAGERIAL PERSONNEL

(A) *Composition of Board of Directors

Category	Number of directors at the beginning of the year		Number of directors at the end of the year		Percentage of shares held by directors as at the end of year	
	Executive	Non-executive	Executive	Non-executive	Executive	Non-executive
A. Promoter	0	3	0	3	0	43.58
B. Non-Promoter	3	6	3	6	0.49	0
(i) Non-Independent	3	0	3	0	0.49	0
(ii) Independent	0	6	0	6	0	0
C. Nominee Directors representing	0	0	0	0	0	0
(i) Banks & FIs	0	0	0	0	0	0
(ii) Investing institutions	0	0	0	0	0	0
(iii) Government	0	0	0	0	0	0
(iv) Small share holders	0	0	0	0	0	0
(v) Others	0	0	0	0	0	0
Total	3	9	3	9	0.49	43.58

Number of Directors and Key managerial personnel (who is not director) as on the financial year end date

14

(B) (i) *Details of directors and Key managerial personnel as on the closure of financial year

Name	DIN/PAN	Designation	Number of equity share(s) held	Date of cessation (after closure of financial year : If any)
Dr. Deepak Kumar Setl ✚	00003021	Director	5,724,290	

Name	DIN/PAN	Designation	Number of equity share(s) held	Date of cessation (after closure of financial year : If any)
Mr. Pulkrit Seth	00003044	Director	13,895,242	
Mrs. Shifalli Seth	01388430	Director	402,956	
Mr. Pallab Banerjee	07193749	Managing Director	223,270	
Mr. Shailesh Kumar	08897225	Whole-time director	0	
Mr. Deepak Kumar	09497467	Whole-time director	0	
Mr. Abhishek Goyal	01928855	Director	0	
Ms. Neha Khanna	03477800	Director	0	
Mr. Ashwini Agarwal	00362480	Director	0	
Mr. Sanjay Kapoor	00264602	Director	0	
Mr. Rahul Mehta Narer	00165521	Director	0	
Mrs. Jyoti Arora	00353071	Director	0	
Ms. Shilpa Saraf	AGKPS0835P	Company Secretar	0	
Mr. Narendra Kumar S	ABYPS3869A	CFO	0	

(ii) Particulars of change in director(s) and Key managerial personnel during the year

6

Name	DIN/PAN	Designation at the beginning / during the financial year	Date of appointment/ change in designation/ cessation	Nature of change (Appointment/ Change in designation/ Cessation)
Dr. Rajeev Kumar	02385076	Director	16/12/2024	Cessation
Mrs. Madhulika Bhuj	08712718	Director	17/03/2025	Cessation
Mr. Rahul Mehta Na	00165521	Additional director	11/02/2025	Appointment
Mr. Rahul Mehta Na	00165521	Director	21/03/2025	Change in Designation
Mrs. Jyoti Arora	00353071	Additional director	11/02/2025	Appointment
Mrs. Jyoti Arora	00353071	Director	21/03/2025	Change in Designation

IX. MEETINGS OF MEMBERS/CLASS OF MEMBERS/BOARD/COMMITTEES OF THE BOARD OF DIRECTORS

A. MEMBERS/CLASS /REQUISITIONED/NCLT/COURT CONVENED MEETINGS

Number of meetings held

2

Type of meeting	Date of meeting	Total Number of Members entitled to attend meeting	Attendance	
			Number of members attended	% of total shareholding
Annual General Meeting	25/07/2024	21,786	103	71.45
Postal Ballot	21/03/2025	24,723	210	82.07

B. BOARD MEETINGS

*Number of meetings held

4

S. No.	Date of meeting	Total Number of directors associated as on the date of meeting	Attendance	
			Number of directors attended	% of attendance
1	20/05/2024	12	11	91.67
2	12/08/2024	12	10	83.33
3	12/11/2024	12	8	66.67
4	11/02/2025	13	13	100

C. COMMITTEE MEETINGS

Number of meetings held

27

S. No.	Type of meeting	Date of meeting	Total Number of Members as on the date of the meeting	Attendance	
				Number of members attended	% of attendance
1	Audit Committee	20/05/2024	4	4	100
2	Audit Committee	12/08/2024	4	3	75
3	Audit Committee	12/11/2024	4	3	75
4	Audit Committee	11/02/2025	3	2	66.67
5	Nomination and Remuneration Committee	11/02/2025	3	3	100
6	Stakeholders Forum	11/02/2025	3	3	100
7	Risk Management Committee	23/08/2024	3	3	100
8	Risk Management Committee	20/03/2025	3	3	100
9	Corporate Social Responsibility Committee	20/05/2024	3	3	100
10	Corporate Social Responsibility Committee	26/03/2025	3	3	100

D. *ATTENDANCE OF DIRECTORS

S. No.	Name of the director	Board Meetings			Committee Meetings			Whether attended AGM held on
		Number of Meetings which director was entitled to attend	Number of Meetings attended	% of attendance	Number of Meetings which director was entitled to attend	Number of Meetings attended	% of attendance	
								(Y/N/NA)
1	Dr. Deepak Ku	4	4	100	1	1	100	
2	Mr. Pulkit Seth	4	4	100	19	19	100	
3	Mrs. Shifalli Se	4	2	50	18	18	100	
4	Mr. Pallab Bar	4	4	100	21	21	100	
5	Mr. Shailesh K	4	3	75	0	0	0	
6	Mr. Deepak Ku	4	3	75	0	0	0	
7	Mr. Abhishek C	4	4	100	22	22	100	
8	Ms. Neha Kha	4	4	100	3	3	100	
9	Mr. Ashwini Ag	4	4	100	5	5	100	
10	Mr. Sanjay Ka	4	3	75	3	3	100	
11	Mr. Rahul Meh	1	1	100	0	0	0	
12	Mrs. Jyoti Aror	1	1	100	1	1	100	

X. *REMUNERATION OF DIRECTORS AND KEY MANAGERIAL PERSONNEL
☐ Nil

Number of Managing Director, Whole-time Directors and/or Manager whose remuneration details to be entered

3

S. No.	Name	Designation	Gross Salary	Commission	Stock Option/ Sweat equity	Others	Total Amount
1	Mr. Pallab Banerjee	Managing Director	27,081,411	0	79,811,160	21,873,589	128,766,160
2	Mr. Shailesh Kumar	Whole Time Director	1,843,771	0	0	0	1,843,771
3	Mr. Deepak Kumar	Whole Time Director	2,063,074	0	0	204,750	2,267,824
	Total		30,988,256	0	79,811,160	22,078,339	132,877,755

Number of CEO, CFO and Company secretary whose remuneration details to be entered

3

S. No.	Name	Designation	Gross Salary	Commission	Stock Option/ Sweat equity	Others	Total Amount
1	Mr. Sanjay Gandhi	Group CFO	9,634,314	0	79,811,160	2,085,000	91,530,474
2	Mr. Narendra Kuma	CFO	3,735,000	0	0	0	3,735,000
3	Ms. Shilpa Saraf	Company Secre	2,807,100	0	0	1,055,600	3,862,700
	Total		16,176,414	0	79,811,160	3,140,600	99,128,174

Number of other directors whose remuneration details to be entered

11

S. No.	Name	Designation	Gross Salary	Commission	Stock Option/ Sweat equity	Others	Total Amount
1	Dr. Deepak Kumar	Non-Executive D	0	0	0	225,000	225,000
2	Mr. Pulkit Seth	Non-Executive D	0	0	0	225,000	225,000
3	Mrs. Shifalli Seth	Non-Executive D	0	0	0	125,000	125,000
4	Mr. Rahul Mehta Na	Managing Direct	0	0	0	50,000	50,000
5	Mr. Rajiv Kumar	Whole-Time Dire	0	0	0	75,000	75,000
6	Mrs. Madhulika Bhu	Whole-Time Dire	0	0	0	325,000	325,000
7	Mr. Abhishek Goyal	Independent Dir	0	0	0	375,000	375,000
8	Mr. Neha Khanna	Independent Dir	0	0	0	325,000	325,000
9	Mr. Ashwini Agarwa	Independent Dir	0	0	0	375,000	375,000
10	Mr. Sanjay Kapoor	Independent Dir	0	0	0	275,000	275,000
11	Mrs. Jyoti Arora	Independent Dir	0	0	0	75,000	75,000
	Total		0	0	0	2,450,000	2,450,000

XI. MATTERS RELATED TO CERTIFICATION OF COMPLIANCES AND DISCLOSURES

* A. Whether the company has made compliances and disclosures in respect of applicable provisions of the Companies Act, 2013 during the year ☒ Yes ☐ No

B. If No, give reasons/observations

XII. PENALTY AND PUNISHMENT - DETAILS THEREOF

(A) DETAILS OF PENALTIES / PUNISHMENT IMPOSED ON COMPANY/DIRECTORS /OFFICERS ☐ Nil

1

Name of the company/ directors/ officers	Name of the court/ concerned Authority	Date of Order	Name of the Act and section under which penalised / punished	Details of penalty/ punishment	Details of appeal (if any) including present status
Pearl Global Indus	NSE & BSE	21/08/2024	Regulation 18,19 &	Penalty of Rs. 42,0	

(B) DETAILS OF COMPOUNDING OF OFFENCES ☒ Nil

Name of the company/ directors/ officers	Name of the court/ concerned Authority	Date of Order	Name of the Act and section under which offence committed	Particulars of offence	Amount of compounding (in Rupees)

XIII. Whether complete list of shareholders, debenture holders has been enclosed as an attachment

☒ Yes ☐ No

XIV. COMPLIANCE OF SUB-SECTION (2) OF SECTION 92, IN CASE OF LISTED COMPANIES

In case of a listed company or a company having paid up share capital of Ten Crore rupees or more or turnover of Fifty Crore rupees or more, details of company secretary in whole time practice certifying the annual return in Form MGT-8.

Name

Whether associate or fellow

☐ Associate ☐ Fellow

Certificate of practice number

I/We certify that:

(a) The return states the facts, as they stood on the date of the closure of the financial year aforesaid correctly and adequately.

(b) Unless otherwise expressly stated to the contrary elsewhere in this Return, the Company has complied with all the provisions of the Act during the financial year.

Declaration

I am Authorised by the Board of Directors of the company vide resolution no. ...

dated

(DD/MM/YYYY) to sign this form and declare that all the requirements of the Companies Act, 2013 and the rules made thereunder in respect of the subject matter of this form and matters incidental thereto have been complied with. I further declare that:

1. Whatever is stated in this form and in the attachments thereto is true, correct and complete and no information material to the subject matter of this form has been suppressed or concealed and is as per the original records maintained by the company.
2. All the required attachments have been completely and legibly attached to this form.

Note: Attention is also drawn to the provisions of Section 447, section 448 and 449 of the Companies Act, 2013 which provide for punishment for fraud, punishment for false statement and punishment for false evidence respectively.

To be digitally signed by

Director

DIN of the director

To be digitally signed by

- ☐ Company Secretary
☐ Company secretary in practice

Membership number

Certificate of practice number

Attachments

- 1. List of share holders, debenture holders
- 2. Approval letter for extension of AGM;
- 3. Copy of MGT-8;
- 4. Optional Attachement(s), if any

Attach

Attach

Attach

Attach

List of attachments

Remove attachment

Modify

Check Form

Prescrutiny

Submit

This eForm has been taken on file maintained by the Registrar of Companies through electronic mode and on the basis of statement of correctness given by the company

Perarl Global Industries Limited

Details of Committee Meetings held during F.Y. 2024-25

S.No.	Type of Meeting	Date of meeting	Total Number of Members as on the date of the meeting	Attendance	
				Number of members Attended	% of attendance
1	Audit Committee	20.05.2024	4	4	100
2	Audit Committee	12.08.2024	4	3	75
3	Audit Committee	12.11.2024	4	3	75
4	Audit Committee	11.02.2025	3	2	66.67
5	Nomination and Remuneration Committee	11.02.2025	3	3	100
6	Stakeholders Relationship Committee	11.02.2025	3	3	100
7	Risk Management Committee	23.08.2024	3	3	100
8	Risk Management Committee	20.03.2025	3	3	100
9	Corporate Social Responsibility	20.05.2024	3	3	100
10	Corporate Social Responsibility	26.03.2025	3	3	100
11	Finance Committee	25.04.2024	4	4	100
12	Finance Committee	11.06.2024	4	4	100
13	Finance Committee	20.06.2024	4	4	100
14	Finance Committee	30.07.2024	4	4	100
15	Finance Committee	20.09.2024	4	4	100
16	Finance Committee	01.10.2024	4	4	100
17	Finance Committee	10.10.2024	4	4	100
18	Finance Committee	17.10.2024	4	4	100
19	Finance Committee	30.10.2024	4	4	100
20	Finance Committee	02.12.2024	4	4	100
21	Finance Committee	10.12.2024	4	4	100
22	Finance Committee	27.12.2024	4	4	100
23	Finance Committee	06.01.2025	4	4	100
24	Finance Committee	22.01.2025	4	4	100
25	Finance Committee	10.02.2025	4	4	100
26	Finance Committee	10.03.2025	4	4	100
27	Finance Committee	27.03.2025	4	4	100

Peart Global Industries Limited										
List of FIs 31.03.2025										
Category	Folio No	Name	Address1	Address2	Address3	city	state	Pincode	Shares	Percentage
FPI (Corporate) - I	'IN30016710177153	Goldman Sachs Funds - Goldman Sachs India Equity Portfolio	Deutsche Bank Ag, Db House	Hazarimal Somani Marg,	P.O.Box No. 1142, Fort	Mumbai		400001	1270023	2.7648
FPI (Corporate) - I	'IN30014210812047	Ambit India Ascension Fund	Hsbc Securities Services	11th Floor, Bldg 3, Nesco - It Park	Nesco Complex, W.E. Highway	Goregaon (East), Mumbai		400063	227064	0.4943
FPI (Corporate) - I	'IN30152430055133	Mediolanum Best Brands - Mediolanum India Opportunities	Standard Chartered Bank	Securities Services, 3rd Floor	23-25 M.G. Road	Fort, Mumbai		400001	92636	0.2017
FPI (Corporate) - I	'IN30005410068226	Fast - Emerging Markets Fund	Citibank N.A. Custody Services	Fifc- 9th Floor, G Block	Plot C-54 And C-55, Bkc	Bandra - East, Mumbai		400098	78969	0.1719
FPI (Corporate) - I	'IN30016710172932	New York State Teachers Retirement System-Managed By Goldman Sachs Asset Management L.P.	Deutsche Bank Ag, Db House	Hazarimal Somani Marg,	P.O.Box No. 1142, Fort Mumbai			400001	71621	0.1559
FPI (Corporate) - I	'IN30014210772249	The Master Trust Bank Of Japan, Ltd. As Trustee Of Tmam India Owners Equity Mother Fund	Hsbc Securities Services	11th Flr, Bldg No.3, Nesco - It Park	Nesco Complex, W E Highway	Goregaon East, Mumbai		400063	70000	0.1524
FPI (Corporate) - I	'IN30343810006004	Abu Dhabi Investment Authority - Monsoon	Jp Morgan Chase Bank N.A,	India Sub Custody	9th Floor, Tower A Block 9, Nkp,	Western Express Highway,Goregaon E.		400063	62493	0.136
FPI (Corporate) - I	'IN30317320000220	Premier Investment Fund Limited	Kotak Mahindra Bank Ltd	A Wing, 5th Floor, Intellion Square	Infinity It Park	Gen Ak Vaidya Marg, Malad E, Mumbai		400097	54910	0.1195
FPI (Corporate) - I	'IN30152430060287	Acadian Emerging Markets Small Cap Equity Fund, Llc	Standard Chartered Bank	Securities Services, 3rd Floor	23-25 Mahatma Gandhi Road	Fort, Mumbai		400001	50147	0.1092
FPI (Corporate) - I	'IN30343810016687	Emerging Markets Small Capitalization Equity Index Non-Lendable Fund	Jp Morgan Chase Bank N.A,	India Sub Custody	9th Floor, Tower A Block 9, Nkp,	Western Express Highway,Goregaon E.		400063	48108	0.1047
FPI (Corporate) - I	'IN30014210778279	Gs India Equity	Hsbc Securities Services	11th Floor, Bldg 3, Nesco - It Park	Nesco Complex, W.E. Highway	Goregaon (East), Mumbai		400063	45663	0.0994
FPI (Corporate) - I	'IN30152430059740	Acadian Emerging Markets Micro-Cap Equity Master Fund	Standard Chartered Bank	Securities Services, 3rd Floor	23-25 Mahatma Gandhi Road	Fort, Mumbai		400001	40423	0.088
FPI (Corporate) - I	'IN30016710179862	Ishares Core Msci Em Imi Ucits Etf	Deutsche Bank Ag, Db House	Hazarimal Somani Marg,	P.O.Box No. 1142, Fort Mumbai			400001	36022	0.0784
FPI (Corporate) - I	'IN30014210752037	Hsbc Global Investment Funds - Asia Ex Japan Equity Smaller Companies	Hsbc Securities Services	11th Flr, Bldg No.3, Nesco - It Park	Nesco Complex, W E Highway	Goregaon East, Mumbai		400063	31670	0.0689
FPI (Corporate) - I	'IN30005410109248	Ishares Msci India Small-Cap Etf	Citibank N.A. Custody Services	Fifc- 9th Floor, G Block	Plot C-54 And C-55, Bkc	Bandra - East, Mumbai		400098	31666	0.0689
FPI (Corporate) - I	'IN30343810028497	Thrift Savings Plan	Jp Morgan Chase Bank N.A,	India Sub Custody	9th Floor, Tower A Block 9, Nkp,	Western Express Highway,Goregaon E.		400063	31591	0.0688
FPI (Corporate) - I	'IN30016710159933	American Century Etf Trust-Avantis Emerging Markets Equity Etf	Deutsche Bank Ag, Db House,	Hazarimal Somani Marg,	P.O.Box No. 1142, Fort Mumbai			400001	30530	0.0665
FPI (Corporate) - I	'IN30016710129373	Samsung India Small And Mid Cap Focus Securities Master Investment Trust(Equity)	Deutsche Bank Ag, Db House	Hazarimal Somani Marg,	P.O.Box No. 1142, Fort Mumbai			400001	30000	0.0653
FPI (Corporate) - I	'IN30005410013410	Emerging Markets Core Equity Portfolio (The Portfolio) Of Dfa Investment Dimensions Group Inc. (Dfaidg)	Citibank N.A. Custody Services	Fifc- 9th Floor, G Block	Plot C-54 And C-55, Bkc	Bandra - East, Mumbai		400098	28224	0.0614
FPI (Corporate) - I	'IN30005410077067	Morgan Stanley Asia (Singapore) Pte. - Odi	Citibank N.A. Custody Services	Fifc- 9th Floor, G Block	Plot C-54 And C-55, Bkc	Bandra - East, Mumbai		400098	23806	0.0518
FPI (Corporate) - I	'IN30014210808970	Hshk Asian Small Caps	Hsbc Securities Services	11th Floor, Bldg 3, Nesco - It Park	Nesco Complex, W.E. Highway	Goregaon (East), Mumbai		400063	21300	0.0464
FPI (Corporate) - I	'IN30330710002544	Dovetail Global Fund Pcc - Minerva India Under Served Fund	Dbs Bank India Ltd	First Floor	Express Towers	Nariman Point		400021	19731	0.043
FPI (Corporate) - I	'IN30152430060037	Acadian Emerging Markets Equity Fund	Standard Chartered Bank	Securities Services, 3rd Floor	23-25 Mahatma Gandhi Road	Fort, Mumbai		400001	17336	0.0377
FPI (Corporate) - I	'IN30152430060131	Acadian Emerging Markets Equity Ii Fund,Llc	Standard Chartered Bank	Securities Services, 3rd Floor	23-25 Mahatma Gandhi Road	Fort, Mumbai		400001	16824	0.0366
FPI (Corporate) - I	'IN30343810017116	Emerging Markets Small Capitalization Equity Index Fund	Jp Morgan Chase Bank N.A,	India Sub Custody	9th Floor, Tower A Block 9, Nkp,	Western Express Highway,Goregaon E.		400063	16811	0.0366
FPI (Corporate) - I	'IN30343810008236	Buma-Universal-Fonds I	Jp Morgan Chase Bank N.A,	India Sub Custody	9th Floor, Tower A Block 9, Nkp,	Western Express Highway,Goregaon E.		400063	16008	0.0348

FPI (Corporate) - I	'IN30014220772199	St. James's Place Balanced Managed Unit Trust Managed By Grantham, Mayo, Van Otterloo & Co. Llc	Hsbc Securities Services 11th Floor	Bldg 3 Nesco It Park Nesco Complex	W E Highway Goregaon East	Mumbai		400063	15174	0.033
FPI (Corporate) - I	'IN30152430059573	Acadian Sustainable Emerging Markets Equity Ex-Fossil Fuel Fund, Llc	Standard Chartered Bank	Securities Services, 3rd Floor	23-25 Mahatma Gandhi Road	Fort, Mumbai		400001	11062	0.0241
FPI (Corporate) - I	'IN30005410085015	Northern Trust Collective Emerging Markets Small Cap Index Fund- Non Lending	Citibank N.A. Custody Services	Fifc- 9th Floor, G Block	Plot C-54 And C-55, Bkc	Bandra - East, Mumbai		400098	10612	0.0231
FPI (Corporate) - I	'IN30005410118856	Dimensional Emerging Markets Core Equity 2 Etf Of Dimensional Etf Trust	Citibank N.A. Custody Services	Fifc- 9th Floor, G Block	Plot C-54 And C-55, Bkc	Bandra - East, Mumbai		400098	10136	0.0221
FPI (Corporate) - I	'IN30378610007557	Societe Generale - Odi	Sbi-Sg Global Securities Services Pl	Jeevan Seva Extension Building	Ground Floor S V Road	Santacruz West Mumbai		400054	10000	0.0218
FPI (Corporate) - I	'IN30005410112036	Dimensional Emerging Core Equity Market Etf Of Dimensional Etf Trust	Citibank N.A. Custody Services	Fifc- 9th Floor, G Block	Plot C-54 And C-55, Bkc	Bandra - East, Mumbai		400098	9841	0.0214
FPI (Corporate) - I	'IN30014210807684	The Master Trust Bank Of Japan, Ltd. As Trustee Of Hsbc India Small Cap Equity Fund (Qii)	Hsbc Securities Services	11th Floor, Bldg 3, Nesco - It Park	Nesco Complex, W.E. Highway	Goregaon (East), Mumbai		400063	9500	0.0207
FPI (Corporate) - I	'IN30005410017544	Ibm Diversified Global Equity Fund	Citibank N.A. Custody Services	Fifc- 9th Floor, G Block	Plot C-54 And C-55, Bkc	Bandra - East, Mumbai		400098	9234	0.0201
FPI (Corporate) - I	'IN30016710156689	Emerging Markets Core Equity Fund Of Dimensional Funds Iccv	Deutsche Bank Ag, Db House	Hazarimal Somani Marg,	P.O.Box No. 1142, Fort Mumbai			400001	8340	0.0182
FPI (Corporate) - I	'IN30014220772140	Spdr S&P Emerging Markets Small Cap Etf	Hsbc Securities Services 11th Floor	Bldg 3 Nesco It Park Nesco Complex	W E Highway Goregaon East	Mumbai		400063	8257	0.018
FPI (Corporate) - I	'IN30152430060342	Acadian Emerging Markets Managed Volatility Equity Fund,Llc	Standard Chartered Bank	Securities Services, 3rd Floor	23-25 Mahatma Gandhi Road	Fort, Mumbai		400001	8118	0.0177
FPI (Corporate) - I	'IN30014210783250	American Century Etf Trust-Avantis Emerging Markets Value Etf	Hsbc Securities Services	11th Flr, Bldg No.3, Nesco - It Park	Nesco Complex, W E Highway	Goregaon East, Mumbai		400063	7773	0.0169
FPI (Corporate) - I	'IN30005410106594	Monetary Authority Of Singapore Account 1	Citibank N.A. Custody Services	Fifc- 9th Floor, G Block	Plot C-54 And C-55, Bkc	Bandra - East, Mumbai		400098	6970	0.0152
FPI (Corporate) - I	'IN30016710160958	American Century Etf Trust - Avantis Emerging Markets Equity Fund	Deutsche Bank Ag, Db House,	Hazarimal Somani Marg,	P.O.Box No. 1142, Fort Mumbai			400001	6126	0.0133
FPI (Corporate) - I	'IN30014210798395	California State Teachers Retirement System - Northern Trust Investments, Inc.	Hsbc Securities Services	11th Floor, Bldg 3, Nesco - It Park	Nesco Complex, W.E. Highway	Goregaon (East), Mumbai		400063	6120	0.0133
FPI (Corporate) - I	'IN30014210797396	Teacher Retirement System Of Texas - Self Managed 34	Hsbc Securities Services	11th Floor, Bldg 3, Nesco - It Park	Nesco Complex, W.E. Highway	Goregaon (East), Mumbai		400063	5502	0.012
FPI (Corporate) - I	'IN30005410099250	Fidelity Common Contractual Fund Ii/Fidelity Global Emerging Markets Equity Fund	Citibank N.A. Custody Services	Fifc- 9th Floor, G Block	Plot C-54 And C-55, Bkc	Bandra - East, Mumbai		400098	5473	0.0119
FPI (Corporate) - I	'IN30005410116787	Emerging Markets Ex China Core Equity Portfolio Of Dfa Investment Dimensions Group Inc.	Citibank N.A. Custody Services	Fifc- 9th Floor, G Block	Plot C-54 And C-55, Bkc	Bandra - East, Mumbai		400098	5093	0.0111
FPI (Corporate) - I	'IN30005410105913	Mdpim Emerging Markets Equity Pool	Citibank N.A. Custody Services	Fifc- 9th Floor, G Block	Plot C-54 And C-55, Bkc	Bandra - East, Mumbai		400098	5007	0.0109
FPI (Corporate) - I	'IN30016710100511	Emerging Markets Targeted Value Fund Of The Dimensional Funds Ii Public Limited Company	Deutsche Bank Ag, Db House	Hazarimal Somani Marg,	P.O.Box No. 1142, Fort Mumbai			400001	4386	0.0095
FPI (Corporate) - I	'IN30005410017712	Emerging Markets Social Core Equity Portfolio Of Dfa Investment Dimensions Group Inc.	Citibank N.A. Custody Services	Fifc- 9th Floor, G Block	Plot C-54 And C-55, Bkc	Bandra - East, Mumbai		400098	4305	0.0094
FPI (Corporate) - I	'IN30005410097678	Emerging Markets Sustainability Core 1 Portfolio	Citibank N.A. Custody Services	Fifc- 9th Floor, G Block	Plot C-54 And C-55, Bkc	Bandra - East, Mumbai		400098	4006	0.0087
FPI (Corporate) - I	'IN30005410016882	United Nations For And On Behalf Of The United Nations Joint Staff Pension Fund	Citibank N.A. Custody Services	Fifc- 9th Floor, G Block	Plot C-54 And C-55, Bkc	Bandra - East, Mumbai		400098	4004	0.0087
FPI (Corporate) - I	'IN30005410109264	Ishares Msci Emerging Markets Small-Cap Etf	Citibank N.A. Custody Services	Fifc- 9th Floor, G Block	Plot C-54 And C-55, Bkc	Bandra - East, Mumbai		400098	3850	0.0084
FPI (Corporate) - I	'IN30005410105132	Ishares Msci Em Small Cap Ucits Etf	Citibank N.A. Custody Services	Fifc- 9th Floor, G Block	Plot C-54 And C-55, Bkc	Bandra - East, Mumbai		400098	3247	0.0071
FPI (Corporate) - I	'IN30016710121383	Ssga Spdr Etf Europe I Public Limited Company - Spdr Msci Emerging Markets Small Cap Ucits Etf	Deutsche Bank Ag, Db House	Hazarimal Somani Marg,	P.O.Box No. 1142, Fort Mumbai			400001	3066	0.0067
FPI (Corporate) - I	'IN30016710049693	College Retirement Equities Fund - Stock Account	Deutsche Bank Ag	Db House, Hazarimal Somani Marg	Post Box No. 1142, Fort	Mumbai		400001	2995	0.0065
FPI (Corporate) - I	'IN30014220774577	City Of New York Group Trust	Hsbc Securities Services 11th Floor	Bldg 3 Nesco It Park Nesco Complex	W E Highway Goregaon East	Mumbai		400063	2980	0.0065
FPI (Corporate) - I	'IN30016710175947	Teachers' Retirement System Of The State Of Illinois - Acadian Asset Management Llc - Em Small Cap	2815 West Washington Street	Springfield, Il	62702 United States			999999	2925	0.0064

FPI (Corporate) - I	'IN30152430058556	Alaska Permanent Fund	Standard Chartered Bank	Securities Services, 3rd Floor	23-25 Mahatma Gandhi Road	Fort, Mumbai		400001	2884	0.0063
FPI (Corporate) - I	'IN30343810021660	Quadrature Capital Vector Sp Limited	Jp Morgan Chase Bank N.A.	India Sub Custody	9th Floor, Tower A Block 9, Nkp,	Western Express Highway,Goregaon E.		400063	2768	0.006
FPI (Corporate) - I	'IN30016710039044	Acadian Emerging Markets Equity Ucits	Deutsche Bank Ag	Db House, Hazarimal Somani Marg	Post Box No. 1142, Fort	Mumbai		400001	2694	0.0059
FPI (Corporate) - I	'IN30016710107195	Gmo Implementation Fund A Series Of Gmo Trust	Deutsche Bank Ag, Db House	Hazarimal Somani Marg,	P.O.Box No. 1142, Fort Mumbai			400001	2449	0.0053
FPI (Corporate) - I	'IN30005410115497	Dfa Australia Limited As Responsible Entity For Dimensional Emerging Markets Sustainability Trust	Citibank N.A. Custody Services	Fifc- 9th Floor, G Block	Plot C-54 And C-55, Bkc	Bandra - East, Mumbai		400098	2435	0.0053
FPI (Corporate) - I	'IN30005410121203	World Allocation 60/40 Fund Of Dimensional Funds Plc	Citibank N.A. Custody Services	Fifc- 9th Floor, G Block	Plot C-54 And C-55, Bkc	Bandra - East, Mumbai		400098	2411	0.0052
FPI (Corporate) - I	'IN30014210779541	Public Employees Retirement System Of Ohio	Hsbc Securities Services	11th Floor, Bldg 3, Nesco - It Park	Nesco Complex, W.E. Highway	Goregaon (East), Mumbai		400063	2165	0.0047
FPI (Corporate) - I	'IN30005410004380	Gmo Emerging Markets Fund, A Series Of Gmo Trust	Citibank N.A. Custody Services	Fifc- 9th Floor, G Block	Plot C-54 And C-55, Bkc	Bandra - East, Mumbai		400098	2143	0.0047
FPI (Corporate) - I	'IN30016710122568	Russell Investment Company Plc - Acadian Emerging Markets Equity Ucits Ii	Deutsche Bank Ag, Db House	Hazarimal Somani Marg,	P.O.Box No. 1142, Fort Mumbai			400001	1940	0.0042
FPI (Corporate) - I	'IN30005410069657	1199 Seiu Health Care Employees Pension Fund	Citibank N.A. Custody Services	Fifc- 9th Floor, G Block	Plot C-54 And C-55, Bkc	Bandra - East, Mumbai		400098	1920	0.0042
FPI (Corporate) - I	'IN30005410108737	State Of Alaska Retirement And Benefits Plans Managed By Dimensional Fund Advisors Lp	Citibank N.A. Custody Services	Fifc- 9th Floor, G Block	Plot C-54 And C-55, Bkc	Bandra - East, Mumbai		400098	1891	0.0041
FPI (Corporate) - I	'IN30005410102556	Fidelity Rutland Square Trust Ii Strategic Advisers Emerging Markets Fund As Managed By Acadian Asset Management Llc	Citibank N.A. Custody Services	Fifc- 9th Floor, G Block	Plot C-54 And C-55, Bkc	Bandra - East, Mumbai		400098	1741	0.0038
FPI (Corporate) - I	'IN30016710169081	American Century Etf Trust-Avantis Responsible Emerging Markets Equity Etf	Deutsche Bank Ag, Db House	Hazarimal Somani Marg,	P.O.Box No. 1142, Fort Mumbai			400001	1683	0.0037
FPI (Corporate) - I	'IN30005410109221	Citigroup Global Markets Mauritius Private Limited - Odi	Citibank N.A. Custody Services	Fifc- 9th Floor, G Block	Plot C-54 And C-55, Bkc	Bandra - East, Mumbai		400098	1664	0.0036
FPI (Corporate) - I	'IN30016710128022	Dimensional Funds Plc - Multi-Factor Equity Fund	Deutsche Bank Ag, Db House	Hazarimal Somani Marg,	P.O.Box No. 1142, Fort Mumbai			400001	1569	0.0034
FPI (Corporate) - I	'IN30005410115788	Dimensional World Ex U.S. Core Equity 2 Etf Of Dimensional Etf Trust	Citibank N.A. Custody Services	Fifc- 9th Floor, G Block	Plot C-54 And C-55, Bkc	Bandra - East, Mumbai		400098	1400	0.003
FPI (Corporate) - I	'IN30152430049717	Dfa International Core Equity Fund	Standard Chartered Bank	Securities Services, 3rd Floor	23-25 Mahatma Gandhi Road	Fort, Mumbai		400001	1383	0.003
FPI (Corporate) - I	'IN30343810016679	Emerging Markets Small Capitalization Equity Index Fund B	Jp Morgan Chase Bank N.A.	India Sub Custody	9th Floor, Tower A Block 9, Nkp,	Western Express Highway,Goregaon E.		400063	1321	0.0029
FPI (Corporate) - I	'IN30014210797388	Teacher Retirement System Of Texas - Self Managed 33	Hsbc Securities Services	11th Floor, Bldg 3, Nesco - It Park	Nesco Complex, W.E. Highway	Goregaon (East), Mumbai		400063	1302	0.0028
FPI (Corporate) - I	'IN30005410117128	Emerging Markets Sustainability Core Equity Fund Of Dimensional Funds Plc	Citibank N.A. Custody Services	Fifc- 9th Floor, G Block	Plot C-54 And C-55, Bkc	Bandra - East, Mumbai		400098	1273	0.0028
FPI (Corporate) - I	'IN30005410123673	Dimensional Emerging Markets Sustainability Core 1 Etf Of Dimensional Etf Trust	Citibank N.A. Custody Services	Fifc- 9th Floor, G Block	Plot C-54 And C-55, Bkc	Bandra - East, Mumbai		400098	1019	0.0022
FPI (Corporate) - I	'IN30378610000359	Varanium India Opportunity Ltd	Sbi Sg Global Securities Service P L	Jeevan Seva Annexe Building, A Wing	Gr Floor, S.V. Road, Santacruz W	Mumbai		400054	835	0.0018
FPI (Corporate) - I	'IN30005410023614	Utah State Retirement Systems	Citibank N.A. Custody Services	Fifc- 9th Floor, G Block	Plot C-54 And C-55, Bkc	Bandra - East, Mumbai		400098	812	0.0018
FPI (Corporate) - I	'IN30016710179731	American Century Etf Trust - Avantis Emerging Markets Ex-China Equity Etf	Deutsche Bank Ag, Db House	Hazarimal Somani Marg,	P.O.Box No. 1142, Fort Mumbai			400001	625	0.0014
FPI (Corporate) - I	'IN30016710132588	Gmo Benchmark - Free Fund, A Series Of Gmo Trust	Deutsche Bank Ag, Db House	Hazarimal Somani Marg,	P.O.Box No. 1142, Fort Mumbai			400001	604	0.0013
FPI (Corporate) - I	'IN30005410074841	World Ex U.S. Targeted Value Portfolio Of Dfa Investment Dimensions Group Inc.	Citibank N.A. Custody Services	Fifc- 9th Floor, G Block	Plot C-54 And C-55, Bkc	Bandra - East, Mumbai		400098	581	0.0013
FPI (Corporate) - I	'IN30152430058450	Virginia Retirement System Managed By Acadian Asset Management	Standard Chartered Bank	Securities Services, 3rd Floor	23-25 Mahatma Gandhi Road	Fort, Mumbai		400001	498	0.0011
FPI (Corporate) - I	'IN30005410132512	American Century Icaav - Avantis Emerging Markets Equity Ucits Etf	Citibank N.A. Custody Services	Fifc- 9th Floor, G Block	Plot C-54 And C-55, Bkc	Bandra - East, Mumbai		400098	436	0.0009

[illegible]