



Pearl Global Industries Limited

Regd. Office: C-17/1, Paschimi Marg, Vasant Vihar, New Delhi-110057  
(CN: L74899DL1889PLC036949), Tel: 0124-4651000, Website: www.pearlglobal.com, E-mail: investor.pgi@pearlglobal.com

Statement of Standalone & Consolidated Audited Financial Results for the quarter and Year ended 31st March 2021

(Rs. in Lakh except earning per share data)

Sl. No.	Particulars	Consolidated					Standalone				
		Quarter Ended 31.03.2021 (Audited)	Quarter Ended 31.12.2020 (Unaudited)	Quarter Ended 31.03.2020 (Audited)	Year Ended 31.03.2021 (Audited)	Year Ended 31.03.2020 (Audited)	Quarter Ended 31.03.2021 (Audited)	Quarter Ended 31.12.2020 (Unaudited)	Quarter Ended 31.03.2020 (Audited)	Year Ended 31.03.2021 (Audited)	Year Ended 31.03.2020 (Audited)
I	Revenue										
	Revenue from Operations	52,478.73	36,011.95	51,847.40	1,49,092.65	1,68,512.58	27,173.58	19,027.80	24,611.75	77,140.04	82,533.33
II	Other income	853.06	596.18	1,260.83	2,350.49	4,905.49	1,069.76	525.40	860.05	2,408.39	3,338.77
III	Total income from operations (I+II)	53,331.79	36,608.13	53,108.23	1,51,443.14	1,73,418.07	28,243.34	19,553.20	25,471.80	79,548.43	85,872.10
IV	Expenses										
	a) Cost of material consumed	19,124.19	18,177.94	21,041.14	67,737.23	76,203.44	7,926.73	6,440.86	7,817.90	23,058.22	28,543.04
	b) Purchase of stock in trade	4,319.54	937.14	1,058.47	9,337.91	5,210.29	6,428.28	6,330.32	2,580.37	24,340.92	11,981.44
	c) Changes in inventories of finished goods, work in progress and stock in trade	5,397.50	(2,869.77)	6,058.92	(184.34)	(582.80)	2,243.31	(1,534.59)	1,789.47	(91.01)	(562.59)
	d) Employee benefits expense	8,961.09	10,115.16	9,770.25	32,534.85	39,325.57	3,343.88	3,061.39	3,778.51	10,779.00	15,017.30
	e) Finance costs	1,123.73	1,080.22	1,304.93	4,125.34	4,201.04	680.98	601.49	624.93	2,401.62	2,448.45
	f) Depreciation and amortization expense	1,133.28	1,090.44	1,171.64	4,410.55	4,204.40	525.09	425.13	452.23	1,813.42	1,761.66
	g) Other expenditure	11,550.89	8,877.73	12,408.91	33,611.35	41,684.00	6,610.58	5,519.77	8,439.81	19,429.81	26,708.34
	Total expenses (IV)	51,610.32	37,288.86	52,814.26	1,51,572.89	1,70,225.94	27,758.85	20,844.37	25,483.22	81,731.78	84,897.64
V	Profit / (Loss) from Operations before exceptional Items (III-IV)	1,721.47	(600.73)	293.97	(129.75)	3,192.13	484.49	(1,291.17)	(114.42)	(2,183.35)	974.46
VI	Exceptional Items	25.22	(1,298.15)	72.06	(1,265.31)	68.72	30.93	(1,298.55)	26.76	(1,263.82)	(116.05)
VII	Profit / (Loss) before Tax (V-VI)	1,696.25	897.42	221.91	1,135.56	3,123.41	453.56	8.38	(38.16)	(919.52)	1,090.51
VIII	Tax Expense										
	a. Current Tax	157.28	87.83	48.08	382.98	806.43	10.94	-	(21.28)	10.94	447.79
	b. Deferred Tax	(30.88)	(533.88)	287.75	(995.74)	144.15	(42.83)	(533.13)	286.69	(1,007.86)	141.93
	Total Tax Expenses (VIII)	126.40	(446.05)	335.83	(612.76)	950.58	(31.89)	(996.92)	265.41	(996.92)	589.62
IX	Net Profit / (Loss) for the period (VII-VIII)	1,569.85	1,143.47	(113.92)	1,748.32	2,172.83	485.45	541.51	(303.59)	77.40	506.89
X	Total other comprehensive income for the period										
	(a) Items that will not be reclassified to profit or loss	(310.73)	102.45	156.63	(48.22)	340.22	(17.04)	47.31	(32.97)	84.32	135.15
	(b) Income Tax(benefit)/expense on items that will not be reclassified to profit and loss	25.83	(20.81)	(9.55)	(23.22)	(69.11)	7.53	(15.80)	11.52	(26.31)	(47.23)
	(c) Items that will be reclassified to profit or loss	222.05	(277.02)	586.83	327.26	1,556.22	(148.11)	73.71	(1,041.79)	991.41	(991.80)
	(d) Income Tax(benefit)/expense on items that will be reclassified to profit and loss	(10.01)	13.78	364.04	(342.73)	346.57	37.70	(24.61)	364.04	(342.72)	346.57
	Total Other Comprehensive Income	(72.86)	(181.60)	1,097.95	(86.91)	2,173.90	(119.92)	80.61	(699.20)	706.70	(557.31)
XI	Total comprehensive income for the period (IX+X) (Comprising profit/(loss) and other Comprehensive income for the period)	1,496.99	961.87	984.03	1,661.41	4,346.73	365.53	622.12	(1,002.79)	784.10	(56.42)
XII	Net Profit / (Loss) for the period attributable to :										
	-Owners of the Company	1,512.98	1,079.80	(16.75)	1,727.11	2,156.44	-	-	-	-	-
	-Non Controlling Interest	56.87	63.67	(97.17)	21.21	16.39	-	-	-	-	-
	Other Comprehensive Income for the period attributable to										
	-Owners of the Company	(100.35)	(164.57)	1,009.32	(63.07)	2,047.10	-	-	-	-	-
	-Non Controlling Interest	27.49	(17.03)	88.63	(23.84)	128.80	-	-	-	-	-
	Total Comprehensive Income for the period attributable to										
	-Owners of the Company	1,412.63	915.23	992.57	1,664.04	4,203.55	-	-	-	-	-
	-Non Controlling Interest	84.36	46.64	(8.54)	(2.63)	143.18	-	-	-	-	-
XIII	Paid-up equity share capital (Face value of Rs.10/-each)	2,166.39	2,166.39	2,166.39	2,166.39	2,166.39	2,166.39	2,166.39	2,166.39	2,166.39	2,166.39
XIV	Reserves (excluding Revaluation Reserve)				49,555.07	47,881.00				29,205.63	28,421.53
XV	Earning Per Share (in Rs.) (of Rs.10 each) (not annualised):										
	(a) Basic	6.98	4.98	(0.08)	7.97	9.95	2.24	2.50	(1.40)	0.36	2.31
	(b) Diluted	6.98	4.98	(0.08)	7.97	9.95	2.24	2.50	(1.40)	0.36	2.31



**Notes to Financials Results for the quarter and period ended March 31, 2021:**

- 1 The Standalone and Consolidated financial results of the Company for the year ended March 31, 2021 which have been extracted from the audited financial statements have been reviewed by the Audit Committee and approved by the Board of Directors at their respective meetings held on June 21, 2021. The Statutory Auditors of the Company have expressed an unmodified audit opinion on these financial results.
- 2 The above financial results have been prepared in accordance with the recognition and measurement principles of accounting standards generally accepted in India, including the Indian Accounting Standards ("Ind AS") prescribed under section 133 of the Companies Act, 2013 read with relevant rules issued thereunder and in compliance with Regulation 33 of the SEBI (Listing Obligation and Disclosure Requirements) Regulations, 2015.
- 3 Figures for the quarters ended March 31, 2021 and March 31, 2020 represents the balancing figures between the audited figures in respect of full financial year and published year to date reviewed figures upto the third quarter of the years ended March 31, 2021 and March 31, 2020 respectively.
- 4 Exceptional items aggregating to Rs.1,263.82 Lakh (net) in respect of Standalone financial results for the year ended March 31, 2021 includes the following:-
  - a) Enhanced compensation of Rs. 2,335.14 Lakh receivable by the Company from National Highways Authority of India pursuant to land acquisition by the Central Government under National Highways Act, 1956,
  - b) Loss on sale of Property, Plant and Equipment of Rs.1,037.41 Lakh, and
  - c) Provision for impairment of investment in wholly owned subsidiary amounting to Rs.33.91 Lakh;Further, Exceptional items aggregating to Rs. 1,265.31 Lakh (net) in respect of Consolidated financial results for the year ended March 31, 2021 includes aforesaid exceptional items aggregating to Rs.1,263.82 Lakh (net) in respect of Standalone financial results and profit on sale of Property Plant & Equipment of Rs. 1.48 Lakh in respect of one of the wholly owned subsidiary of the Company.
- 5 Due to the outbreak of COVID-19 Pandemic and subsequent lockdown ordered by the Central and State Government(s) in India, the manufacturing facilities of the Company remained suspended during the period of lockdown. The Company in compliance with necessary instructions and guidelines, resumed its operations post lifting of lockdown in a phased manner, while ensuring health and safety of all the stakeholders. This situation resulted in temporary disturbance in the economic activities through interruption in manufacturing processes, supply chain etc. during the year ended March 31, 2021. Further, the recent second wave of COVID 19 has resulted in partial lockdown/ restriction in various states. The impact of the pandemic is dependent on the situations as they evolve and hence may be different from that estimated as at the date of approval of these standalone and consolidated financial results. The Company is closely monitoring the impact of the aforesaid pandemic and believes that there will not be any adverse impact on the long term operations and performance of the Company.
- 6 As per the scheme on Remission of Duties and Taxes on Export Products (RoDTEP) of Government of India, the Company is eligible to claim export incentives representing refund of embedded central, state and local duties/ taxes. All the incentives previously under Merchandise Export from India Scheme (MEIS) and the RoSCTL (Rebate of State and Central Taxes and Levies) are now under the purview of the RoDTEP scheme. The Scheme is effective from January 1, 2021, however the incentive rates are yet to be notified by the Authorities. For the period from January 1, 2021 to March 31, 2021, the Company has recognized Rs.421.15 Lakh of income towards RoDTEP and corresponding receivable on the basis of best estimate of the management, which is lower than the rates applicable under erstwhile scheme applicable upto December 31, 2020. For measurement of such income, significant estimates and judgements were made by the management which includes eligibility of export transaction for the claim, timing of processing of such claim and its realization and the rate expected to be notified by the Government authorities in this regard. The estimation of rate involves a high level of uncertainty considering the delay in notification of the rate. The Company has performed sensitivity analysis on sources of estimation, uncertainty and appropriately considered the same while recognizing such income.
- 7 The Indian Parliament has approved the Code on Social Security, 2020 which could have a likely impact on the contributions made by the Holding Company towards Provident Fund, ESI, Gratuity and certain other employee benefits. The Ministry of Labour and Employment has released draft rules for the Code on Social Security, 2020 on November 13, 2020 and has invited suggestions from stakeholders which are under active consideration by the Ministry. The Company shall assess and evaluate the likely financial impact once the subject rules are notified and will give appropriate accounting treatment in the financial statements in the period in which the same becomes effective.
- 8 During the quarter ended December 31, 2020, Pearl Apparel Fashions Limited, a wholly owned subsidiary of the Company has gone into voluntary liquidation. Accordingly, the official liquidator was appointed in October 2020. The results of such subsidiary were available and consolidated upto September 30, 2020. As the financial information of such subsidiary for the quarter ended December 31, 2020 and March 31, 2021 was not available and hence not included in these consolidated financials results for the period/ quarter ended December 31, 2020 and March 31, 2021, which does not have any material impact on the consolidated results of the Group. The financial results for the comparative quarter and year ended March 31, 2020 are not comparable to the extent of exclusion of this subsidiary from consolidated financials results.
- 9
  - a) Pearl Global HK Limited (PGHK), a wholly owned subsidiary of the Company, has transferred and sold entire shareholding in its subsidiary, Pearl Global FZE, Dubai, to Pearl Global Fareast Limited (PGFE), another Wholly owned subsidiary of the Company, for a consideration of USD 1,206,874, on June 1, 2020, at book value. Accordingly Pearl Global FZE is now a wholly owned subsidiary of Pearl Global Fareast Limited and remains a step down subsidiary of the Company.
  - b) Also, on 25th October, 2020, PGHK has transferred and sold entire shareholding in its subsidiary, A and B Investments, Dubai, to PGFE, for a consideration of USD 1,212,725, at book value. Accordingly, A and B Investments is now a wholly owned subsidiary of Pearl Global Fareast Limited and remains step down subsidiary of the Company.
- 10 The standalone operations of the Company falls primarily under manufacturing of garments which is considered to be the only reportable segment by the management. For consolidated operations, the Group has primarily three operating segments (Hongkong, Bangladesh and India), which have been determined and presented on geographical basis.
- 11 The Audited results of the Company for the quarter and period ended March 31, 2021 are also available on the Company's website ([www.pearlglobal.com](http://www.pearlglobal.com)) and on the website of BSE Limited ([www.bseindia.com](http://www.bseindia.com)) and National Stock Exchange of India Limited ([www.nseindia.com](http://www.nseindia.com))

By Order of the Board

For Pearl Global Industries Limited




  
(Parkit Sethi)  
Managing Director  
DIN 00003044

**Segment wise Revenue, Results, Assets and Liabilities (Consolidated)**

(Rs. in Lakh)

<u>Geographical Segment</u>	Quarter Ended		Quarter Ended		Quarter Ended		Year Ended		Year Ended	
	31.03.2021	%	31.12.2020	%	31.03.2020	%	31.03.2021	%	31.03.2020	%
	(Audited)		(Unaudited)		(Audited)		(Audited)		(Audited)	
<b>Segment Revenue</b>										
Hong Kong	27,948.74	36.35	19,366.59	34.39	32,117.30	40.13	78,259.04	34.88	91,820.95	37.25
India	27,199.91	35.38	19,027.80	33.79	24,611.75	30.75	77,166.37	34.39	82,533.33	33.48
Bangladesh	18,521.11	24.09	14,779.09	26.25	18,803.74	23.49	56,534.05	25.19	54,662.36	22.17
Others	3,213.80	4.18	3,136.70	5.57	4,505.23	5.63	12,432.90	5.54	17,498.77	7.10
<b>Total</b>	<b>76,883.56</b>	<b>100.00</b>	<b>56,310.18</b>	<b>100.00</b>	<b>80,038.02</b>	<b>100.00</b>	<b>2,24,392.37</b>	<b>100.00</b>	<b>2,46,515.41</b>	<b>100.00</b>
Less: Inter Segment Revenue	24,404.83		20,298.24		28,190.62		75,299.71		78,002.83	
<b>Net Segment Revenue</b>	<b>52,478.73</b>		<b>36,011.95</b>		<b>51,847.40</b>		<b>1,49,092.65</b>		<b>1,68,512.58</b>	<b>100.00</b>
<b>Segment Results</b>										
<b>Profit/(Loss) before Tax and Interest</b>										
Hong Kong	324.20	11.50	175.80	9.89	512.60	33.57	1,968.87	37.42	1,346.44	18.38
India	1,134.20	40.22	606.13	34.10	729.33	47.77	1,481.44	28.16	3,546.59	48.42
Bangladesh	1,051.06	37.27	701.96	39.49	317.39	20.79	1,537.47	29.22	1,863.10	25.44
Others	310.52	11.01	293.75	16.52	(32.49)	(2.13)	273.13	5.19	568.31	7.76
<b>Total</b>	<b>2,819.98</b>	<b>100.00</b>	<b>1,777.64</b>	<b>100.00</b>	<b>1,526.83</b>	<b>100.00</b>	<b>5,260.90</b>	<b>100.00</b>	<b>7,324.44</b>	<b>100.00</b>
Less : Interest	1,123.73		1,080.22		1,304.93		4,125.34		4,201.04	
<b>Total Profit before Tax</b>	<b>1,696.25</b>		<b>697.42</b>		<b>221.90</b>		<b>1,135.56</b>		<b>3,123.40</b>	
<b>Segment Assets</b>										
Hong Kong	33,247.97	25.69	31,299.67	24.99	35,508.37	28.35	33,247.97	25.69	35,508.37	28.35
India	61,996.35	47.91	56,213.07	44.88	55,691.95	44.47	61,996.35	47.91	55,691.95	44.47
Bangladesh	23,188.35	17.92	24,831.87	19.83	22,027.81	17.59	23,188.35	17.92	22,027.81	17.59
Others	4,524.40	3.50	5,490.14	4.38	5,504.42	4.40	4,524.40	3.50	5,504.42	4.40
Un-allocable Assets	6,441.48	4.98	7,409.34	5.92	6,498.16	5.19	6,441.48	4.98	6,498.16	5.19
<b>Total</b>	<b>1,29,398.55</b>	<b>100.00</b>	<b>1,25,244.09</b>	<b>100.00</b>	<b>1,25,230.71</b>	<b>100.00</b>	<b>1,29,398.55</b>	<b>100.00</b>	<b>1,25,230.71</b>	<b>100.00</b>
<b>Segment Liabilities</b>										
Hong Kong	6,306.54	8.26	3,510.17	4.76	3,973.85	5.38	6,306.54	8.26	3,973.85	5.38
India	16,857.27	22.07	18,633.47	25.27	17,536.66	23.74	16,857.27	22.07	17,536.66	23.74
Bangladesh	15,888.81	20.80	14,465.20	19.62	12,479.10	16.89	15,888.81	20.80	12,479.10	16.89
Others	654.24	0.86	1,209.52	1.64	1,449.43	1.96	654.24	0.86	1,449.43	1.96
Un-allocable Liabilities	36,676.40	48.02	35,907.47	48.70	38,437.83	52.03	36,676.40	48.02	38,437.83	52.03
<b>Total</b>	<b>76,383.26</b>	<b>100.00</b>	<b>73,725.83</b>	<b>100.00</b>	<b>73,876.87</b>	<b>100.00</b>	<b>76,383.26</b>	<b>100.00</b>	<b>73,876.87</b>	<b>100.00</b>



Particulars	Consolidated as at		Standalone as at	
	Year Ended 31.03.2021	Year Ended 31.03.2020	Year Ended 31.03.2021	Year Ended 31.03.2020
	(Audited)	(Audited)	(Audited)	(Audited)
<b>Assets</b>				
(1) Non-current assets				
(a) Property, plant and equipment	21,379.87	22,189.06	12,848.58	13,173.38
(b) Capital work in progress	4,701.46	3,610.29	41.63	232.50
(c) Right to Use	9,802.36	10,725.98	2,903.27	2,614.35
(d) Investment Properties	6,054.60	7,393.26	6,054.60	7,393.26
(e) Goodwill	1,756.13	1,792.66	-	-
(f) Other Intangible assets	54.08	84.76	54.07	84.76
(g) Financial assets				
(i) Investment in subsidiaries	-	-	11,578.00	11,728.05
(ii) Investment - Others	4,735.53	3,084.37	335.63	142.63
(iii) Loans	2,165.44	2,445.25	492.31	505.20
(iv) Other financial assets	1,219.95	1,363.86	754.72	936.66
(h) Non current Tax Assets (net)	771.37	763.99	556.75	469.39
(i) Deferred Tax Assets (net)	466.99	87.61	390.53	-
(j) Other non current assets	209.62	772.82	53.60	499.40
<b>Total Non-current assets</b>	<b>53,317.40</b>	<b>54,313.90</b>	<b>36,064.69</b>	<b>37,779.57</b>
(2) Current assets				
(a) Inventories	27,876.97	26,387.33	13,269.13	14,792.54
(b) Financial assets				
(i) Investments	754.38	692.68	754.38	692.68
(ii) Trade receivables	24,217.21	22,042.47	14,521.72	9,740.45
(iii) Cash and cash equivalents	9,471.34	8,808.69	4,599.50	2,059.77
(iv) Bank balances other than cash and cash equivalents	2,233.21	2,168.83	1,108.15	931.61
(v) Loans	1,707.73	1,731.24	323.84	325.78
(vi) Other Financial assets	89.24	114.99	211.91	87.17
(c) Other current assets	9,731.09	8,970.38	6,842.69	4,989.12
<b>Total current assets</b>	<b>76,081.17</b>	<b>70,916.80</b>	<b>41,631.32</b>	<b>33,619.11</b>
<b>Total Assets</b>	<b>1,29,398.57</b>	<b>1,25,230.70</b>	<b>77,696.01</b>	<b>71,398.68</b>
<b>Equity And Liabilities</b>				
(1) Equity				
(a) Equity share capital	2,166.39	2,166.39	2,166.39	2,166.39
(b) Other equity	49,555.07	47,691.00	29,205.63	28,421.53
Equity attributable to equity Holders	51,721.46	50,057.39	31,372.02	30,587.92
Non-Controlling Interest	1,293.82	1,296.44	-	-
<b>Total equity</b>	<b>53,015.28</b>	<b>51,353.83</b>	<b>31,372.02</b>	<b>30,587.92</b>
<b>Liabilities</b>				
(2) Non-current liabilities				
(a) Financial liabilities				
(i) Borrowings	12,462.33	9,983.68	8,199.78	5,384.23
(ii) Lease Liabilities	6,531.37	6,987.43	2,836.18	2,813.37
(iii) Others Financial Liabilities	137.28	246.97	137.28	246.97
(b) Provisions	2,310.12	2,079.72	944.06	881.14
(c) Deferred tax liabilities	-	248.31	-	248.31
(d) Other non current Liabilities	3,013.35	2,997.91	3,013.35	2,997.91
<b>Total non-current liabilities</b>	<b>24,454.45</b>	<b>22,544.02</b>	<b>15,130.65</b>	<b>12,571.81</b>
(3) Current liabilities				
(a) Financial liabilities				
(i) Borrowings	19,980.64	25,715.32	11,328.87	15,380.86
(ii) Lease Liabilities	863.67	810.25	381.57	236.41
(iii) Trade payables :-				
- Total outstanding due of micro enterprises and small enterprises	481.71	331.05	481.65	331.05
- Total outstanding due of creditors other than micro enterprises and small enterprises	24,195.13	17,775.62	15,688.60	8,800.36
(iii) Other Financial Liabilities	5,456.74	5,717.63	2,529.29	2,617.65
(b) Other Current Liabilities	738.57	857.38	710.90	815.18
(c) Provisions	109.04	68.40	72.46	57.35
(d) Current Tax Liabilities (net)	93.44	57.23	-	-
<b>Total current liabilities</b>	<b>51,928.84</b>	<b>51,332.85</b>	<b>31,183.34</b>	<b>28,238.85</b>
<b>Total equity and liabilities</b>	<b>1,29,398.57</b>	<b>1,25,230.70</b>	<b>77,696.01</b>	<b>71,398.68</b>

See accompany notes to the financial results



Pearl Global Industries Limited  
Consolidated Statement of Cash Flows

Particulars	(Amount in Rs. Lakh, unless otherwise stated)	
	For the year ended	For the year ended
	March 31, 2021 (Audited)	March 31, 2020 (Audited)
<b>Cash Flows From Operating Activities</b>		
Profit before tax	1,135.56	3,123.41
<u>Adjustments to reconcile profit before tax to net cash flows:</u>		
Profit on sale of current investment - Mutual Fund	(16.61)	(73.79)
Rental Income	(770.91)	(980.63)
Interest Income	(337.74)	(1,142.49)
Interest Paid and other borrowing cost	3,423.46	2,727.05
Depreciation and amortization	4,410.55	4,204.40
Unwinding of discount on security deposit - Expense	40.24	30.32
Sundry balances written back	(133.67)	(37.34)
Allowance for bad and doubtful debts	278.86	47.92
Bad debts written off	56.90	26.31
Grant Amortised during the year	(1.00)	(1.00)
Amortisation of deferred Rental Income	(36.78)	(32.08)
Unwinding of discount on security deposits - Income	(31.17)	157.32
Fair value loss (gain) on financial assets measured at fair value through	(255.85)	(29.41)
Amortisation of deferred asset - security deposit paid	11.32	(154.15)
Fair value loss (gain) on financial assets measured at fair value through OCI	(173.25)	38.29
Re-measurement gains/ (losses) on defined benefit plans	(48.22)	340.22
Foreign exchange translation	(334.99)	3,740.59
Loss / (Profit) on mark to market forward contracts	-	462.80
<b>Operating Profit Before Working Capital Changes</b>	<b>7,216.70</b>	<b>12,447.84</b>
<b>Changes in Operating Assets And Liabilities:</b>		
(Increase)/Decrease in other non-current financial assets	128.70	(278.63)
(Increase)/Decrease in other non-current assets	184.47	786.53
(Increase)/Decrease in inventories	(1,489.64)	(2,755.16)
(Increase)/Decrease in Trade Receivables	(2,510.50)	61.16
(Increase)/Decrease in other current financial assets	3.74	332.68
(Increase)/Decrease in other current assets	1,545.15	(2,594.07)
Increase/(Decrease) in other non-current financial liabilities	(72.91)	57.05
Increase/(Decrease) in non-current provisions	230.40	(32.87)
Increase/(Decrease) in other non-current liabilities	16.44	(310.72)
Increase/(Decrease) in Trade Payables	6,703.78	37.56
Increase/(Decrease) in other current financial liabilities	(799.43)	268.62
Increase/(Decrease) in current provisions	40.64	(13.27)
Increase/(Decrease) in other current liabilities	(118.79)	3.94
<b>Cash Generated From Operations</b>	<b>11,078.73</b>	<b>8,010.65</b>
Tax paid on dividend	-	(133.59)
Direct Tax paid (Net of Refunds)	(352.03)	(1,574.14)
<b>Cash flow before exceptional items</b>	<b>10,726.70</b>	<b>6,302.92</b>
Exceptional items	(1,265.31)	68.72
<b>Net Cash Inflow From/(Used In) Operating Activities (A)</b>	<b>9,461.39</b>	<b>6,371.64</b>
<b>Cash Flows From Investing Activities</b>		
Purchase of property, plant and equipment (including ROU, net of Lease Liabilities)	(2,079.50)	(7,013.59)
Sale proceeds of property, plant and equipment	40.85	341.33
(Increase)/Decrease in Capital work in progress	(1,091.17)	(2,831.68)
Purchase of Investment Properties	(331.97)	(49.12)
Sale proceeds of Investment Properties	550.00	-
Purchase of Intangible assets	(9.20)	(17.57)
(Increase)/decrease in capital advances	70.16	(50.76)
Increase/(decrease) in capital creditor	173.53	(819.04)
(Increase)/Decrease in non-current Investments	(1,491.07)	191.79
(Increase)/Decrease in current Investments	190.02	(589.48)
(Increase)/Decrease in non-current Loans	279.82	(151.65)
(Increase)/Decrease in current Loans	23.51	(66.52)
(Increase)/Decrease in bank deposit	(67.06)	492.52
Interest Income	366.47	1,130.72
Rental Income	770.91	980.53
<b>Net Cash From/ (Used In) Investing Activities (B)</b>	<b>(2,604.70)</b>	<b>(8,452.52)</b>
<b>Cash Flows From Financing Activities</b>		
Increase/ (Decrease) in Long Term Borrowings	3,839.43	2,965.24
Lease Rental paid	(1,708.94)	(349.38)
Increase/ (Decrease) in Short Term Borrowings	(5,724.69)	2,229.26
Increase/ (Decrease) in Unpaid Dividend Account	-	(30.32)
Dividend Paid	-	(644.90)
Interest paid (net)	(2,600.04)	(2,714.25)
<b>Net cash Inflow from/(used In) Financing Activities (C)</b>	<b>(6,194.24)</b>	<b>1,455.65</b>
<b>Net Increase (Decrease) In Cash And Cash Equivalents (A+B+C)</b>	<b>662.45</b>	<b>(625.23)</b>
Opening Balance of Cash and Cash Equivalents	8,808.89	9,434.12
<b>Total Cash And Cash Equivalent</b>	<b>9,471.34</b>	<b>8,808.89</b>
<b>Components Of Cash And Cash Equivalents</b>		
Cash, Cheque/drafts on hand	499.55	606.60
With banks - on current account	8,794.19	8,062.59
- on deposits with banks	177.60	139.70
<b>Total Cash and Cash equivalent</b>	<b>9,471.34</b>	<b>8,808.89</b>



Pearl Global Industries Limited  
Standalone Statement of Cash Flows

Particulars	(Amount in Rs. Lakh, unless otherwise stated)	
	For the year ended March 31, 2021 (Audited)	For the year ended March 31, 2020 (Audited)
<b>Cash flows from operating activities</b>		
Profit before tax	(919.52)	1,090.51
Adjustments for:		
Depreciation and amortization	1,813.42	1,761.66
Interest paid and other borrowing cost	2,401.62	2,448.45
Sundry balances written back	(133.67)	37.34
Grant amortised during the year	(1.00)	(1.00)
Amortisation of deferred rental income	(36.78)	(32.08)
Unwinding of discount on security deposits	(29.97)	157.39
Profit on sale of current investment - mutual Fund	(16.61)	(73.79)
Rental income	(770.91)	(980.53)
Interest income	(119.39)	(249.62)
Fair value loss (gain) on financial assets measured at fair value through profit and loss	(255.85)	(29.41)
Income on corporate guarantee	(174.27)	(138.40)
Mark to market (gain) / loss on forward contract	-	462.80
Amortisation of deferred asset - security deposit paid	-	(154.26)
Loss Allowance for doubtful debts	278.86	47.92
Enhanced Compensation Receivable	2,335.15	-
Loss on Sale of PPE	(1,037.41)	116.91
Impairment of Subsidiary	(33.91)	-
Foreign Currency Translation Reserve on Foreign Operation	11.96	-
<b>Operating profit before working capital changes</b>	<b>3,311.72</b>	<b>4,463.89</b>
Movement in working capital:		
(Increase)/decrease in trade receivables	(5,060.12)	1,346.40
(Increase)/decrease in other non-current financial assets	74.11	(208.67)
(Increase)/decrease in other current financial assets	(151.52)	(289.34)
(Increase)/decrease in other non-current assets	82.10	(74.80)
(Increase)/decrease in other current assets	(1,822.56)	(1,091.78)
(Increase)/decrease in inventories	1,523.42	(1,279.50)
Increase/(decrease) in trade payables	7,172.45	(1,380.19)
Increase/(decrease) in other non-current financial liabilities	(109.69)	(4.35)
Increase/(decrease) in other current financial liabilities	357.88	453.58
Increase/(decrease) in non-current provisions	147.24	306.21
Increase/(decrease) in current provisions	15.12	(12.70)
Increase/(decrease) in other non-current liabilities	15.44	(46.98)
Increase/(decrease) in other current liabilities	(66.50)	(9.46)
<b>Cash generated from operations</b>	<b>5,489.09</b>	<b>2,172.34</b>
Tax paid on dividend	-	(133.59)
Direct tax paid (net of refunds)	(98.30)	(738.84)
<b>Cash flow before exceptional items</b>	<b>5,390.79</b>	<b>1,299.91</b>
Exceptional items:		
(Profit)/Loss on sale of fixed assets	(1,297.74)	(143.29)
Impairment of investment in subsidiaries	33.91	27.24
<b>Net cash inflow from/(used in) operating activities (A)</b>	<b>4,126.96</b>	<b>1,183.86</b>
<b>Cash flows from investing activities</b>		
Purchase of property, plant and equipment (Including ROU, net with lease liabilities)	(193.47)	(4,564.85)
Sale proceeds of property, plant and equipment	12.41	264.19
(Increase)/decrease in capital work in progress	190.87	(72.78)
Sale/(Purchase) of investment properties	218.04	36.63
Sale/(Purchase) of Intangible assets	(9.20)	(17.57)
(Increase)/decrease in capital advances	66.43	(38.80)
Increase/(decrease) in capital creditor	173.53	(819.17)
(Increase)/decrease in investment in subsidiaries	324.31	109.25
(Increase)/decrease in non-current investment	-	(7.50)
(Increase)/decrease in current investment	16.77	(589.48)
(Increase)/decrease in non-current Loans	12.89	(30.58)
(Increase)/decrease in current Loans	1.94	23.85
(Increase)/decrease in bank deposit	(176.54)	1,288.69
Interest received	108.72	223.98
Rent received	770.91	980.53
<b>Net Cash From/ (Used In) Investing Activities (B)</b>	<b>1,517.61</b>	<b>(3,213.60)</b>
<b>Cash flows from financing activities</b>		
Increase/ (decrease) in long term borrowings	3,221.27	2,763.29
Increase/ (decrease) in short term borrowings	(3,922.15)	(801.55)
Increase in Lease Liabilities	-	2,948.32
Dividend paid (Net of Tax)	-	(649.88)
Other borrowing cost	(403.94)	(256.88)
Interest paid	(2,000.02)	(2,148.44)
<b>Net cash inflow from/(used in) financing activities (C)</b>	<b>(3,104.84)</b>	<b>1,854.87</b>
<b>Net Increase (decrease) In cash and cash equivalents (A+B+C)</b>	<b>2,539.73</b>	<b>(174.86)</b>
Opening balance of cash and cash equivalents	2,059.77	2,234.63
<b>Total cash and cash equivalent</b>	<b>4,599.50</b>	<b>2,059.77</b>
<b>Components of cash and cash equivalents</b>		
Cash, Cheque/drafts on hand	83.29	148.92
With banks - Current account	4,338.60	1,806.61
With banks - Deposit account	177.60	104.23
<b>Total cash and cash equivalent</b>	<b>4,599.50</b>	<b>2,059.77</b>



**Independent Auditor's Report on Consolidated Financial Results of The Company Pursuant to The Regulation 33 of the SEBI (Listing Obligations and Disclosure Requirements) Regulations, 2015.**

**To The Board of Directors of Pearl Global Industries Limited**

**Opinion**

We have audited the accompanying consolidated financial results of **Pearl Global Industries Limited** (hereinafter referred to as "Holding Company") and its subsidiaries (the holding company and its subsidiaries collectively referred as the Group) for the year ended March 31, 2021, attached herewith, being submitted by the Company pursuant to the requirement of Regulation 33 of the SEBI (Listing Obligations and Disclosure Requirements) Regulations, 2015, as amended (the "Listing Regulations").

In our opinion and to the best of our information and according to the explanations given to us and based on the consideration of reports of other auditors on separate audited financial statements of the subsidiaries, the aforesaid consolidated financial results:

- a. include the annual financial information of the entities listed in **Annexure A**
- b. are presented in accordance with the requirements of Regulation 33 of the Listing Regulations in this regard; and
- c. gives a true and fair view in conformity with recognition and measurement principles laid down in the Indian Accounting Standards under Section 133 of the Companies Act, 2013 (the "Act") and other accounting principles generally accepted in India, of the net profit (including other comprehensive income) and other financial information for the year ended March 31, 2021.

**Basis for Opinion**

We conducted our audit in accordance with the Standards on Auditing (SAs) specified under section 143(10) of the Act. Our responsibilities under those Standards are further described in the *Auditor's Responsibilities for the Audit of the Consolidated Financial Results* section of our report. We are independent of the Group in accordance with the Code of Ethics issued by the Institute of Chartered Accountants of India ("ICAI") together with the ethical requirements that are relevant to our audit of the consolidated financial results under the provisions of the Act and the Rules thereunder, and we have fulfilled our other ethical responsibilities in accordance with these requirements and the ICAI's Code of Ethics. We believe that the audit evidence obtained by us and other auditors in terms of their reports referred to in "Other Matter" paragraph below, is sufficient and appropriate to provide a basis for our opinion on the consolidated annual financial results.

**Emphasis of Matter**

We draw attention to Note 6 in the Notes forming part of the consolidated financial results for the year ended March 31, 2021 which states that export incentives under the Remission of Duties and Taxes on Export Products (RoDTEP) Scheme applicable with effect from January 1, 2021 amounting to ₹ 421.16 Lakh has been recognized by the Holding Company on the basis of certain assumptions including previous applicable rates, as the rates are yet to be notified under the said scheme. Our opinion is not modified in respect of this matter.

**Management's Responsibility for the Consolidated Financial Results**

These Consolidated financial results have been prepared on the basis of the consolidated annual financial statements. The Holding Company's Board of Directors are responsible the preparation and presentation of these consolidated financial results that give a true and fair view of the net profit (including other comprehensive income) and other financial information of the Group in accordance with the recognition and measurement principles laid down in Indian Accounting Standards prescribed under Section 133 of the Act, read with relevant rules issued thereunder and other accounting principles generally accepted in India and in compliance with Regulation 33 of the Listing Regulations. The respective Board of Directors of the Companies of the Holding Company and its subsidiaries are responsible for maintenance of adequate accounting records in accordance with the provisions of the Act for safeguarding the assets of the Group and for preventing and detecting



frauds and other irregularities; selection and application of appropriate accounting policies; making judgments and estimates that are reasonable and prudent; and the design, implementation and maintenance of adequate internal financial controls that were operating effectively for ensuring the accuracy and completeness of the accounting records, relevant to the preparation and presentation of the consolidated financial results that give a true and fair view and is free from material misstatement, whether due to fraud or error.

In preparing the consolidated financial results, the respective Board of Directors of the Holding Company and its subsidiaries are responsible for assessing the ability of the Group, to continue as a going concern, disclosing, as applicable, matters related to going concern and using the going concern basis of accounting unless the respective Board of Directors either intends to liquidate the Group or to cease operations, or has no realistic alternative but to do so.


The respective Board of Directors of the Holding Company and its subsidiaries are also responsible for overseeing the financial reporting process of the Group.

#### **Auditor's Responsibilities for the Audit of the Consolidated Financial Results**

Our objectives are to obtain reasonable assurance about whether the consolidated financial results as a whole are free from material misstatement, whether due to fraud or error, and to issue an auditor's report that includes our opinion. Reasonable assurance is a high level of assurance, but is not a guarantee that an audit conducted in accordance with SAs will always detect a material misstatement when it exists. Misstatements can arise from fraud or error and are considered material if, individually or in the aggregate, they could reasonably be expected to influence the economic decisions of users taken on the basis of these consolidated financial results.

As part of an audit in accordance with SAs, we exercise professional judgment and maintain professional skepticism throughout the audit. We also:

- Identify and assess the risks of material misstatement of the consolidated financial results, whether due to fraud or error, design and perform audit procedures responsive to those risks, and obtain audit evidence that is sufficient and appropriate to provide a basis for our opinion. The risk of not detecting a material misstatement resulting from fraud is higher than for one resulting from error, as fraud may involve collusion, forgery, intentional omissions, misrepresentations, or the override of internal control.
- Obtain an understanding of internal control relevant to the audit in order to design audit procedures that are appropriate in the circumstances. Under section 143(3)(i) of the Act, we are also responsible for expressing our opinion on whether the Company has adequate internal financial controls with reference to financial statements in place and the operating effectiveness of such controls.
- Evaluate the appropriateness of accounting policies used and the reasonableness of accounting estimates and related disclosures in the consolidated financial results made by the management and board of directors.
- Conclude on the appropriateness of Board of Director's use of the going concern basis of accounting and, based on the audit evidence obtained, whether a material uncertainty exists related to events or conditions that may cast significant doubt on the ability of the Group to continue as a going concern. If we conclude that a material uncertainty exists, we are required to draw attention in our auditor's report to the related disclosures in the consolidated financial results or, if such disclosures are inadequate, to modify our opinion. Our conclusions are based on the audit evidence obtained up to the date of our auditor's report. However, future events or conditions may cause the Group to cease to continue as a going concern.
- Evaluate the overall presentation, structure and content of the consolidated financial results, including the disclosures, and whether the consolidated financial results represent the underlying transactions and events in a manner that achieves fair presentation.
- Obtain sufficient appropriate audit evidence regarding the financial results of the entities or business activities within the Group to express an opinion on the consolidated financial results. We are responsible for the direction, supervision and performance of the audit of the financial results of such entities included in the consolidated financial results of which we are the independent auditors. For





the other entities included in the consolidated financial results, which have been audited by other auditors, such other auditors are responsible for the direction, supervision and performance of the audits carried out by them. We remain solely responsible for our audit opinion.

We communicate with those charged with governance of the Holding Company and such other entities included in the consolidated financial results of which we are the independent auditors regarding, among other matters, the planned scope and timing of the audit and significant audit findings, including any significant deficiencies in internal control that we identify during our audit.

We also provide those charged with governance with a statement that we have complied with relevant ethical requirements regarding independence, and to communicate with them all relationships and other matters that may reasonably be thought to bear on our independence, and where applicable, related safeguards.

We also performed procedures in accordance with the circular issued by the SEBI under Regulation 33(8) of the Listing Regulations, as amended, to the extent applicable.

#### Other Matters

- (a) We did not audit the financial statements / financial information of four subsidiaries included in the consolidated financial results, whose financial statements reflect total assets (before eliminating of inter-company transaction of ₹ 20,287.15 lakh) of ₹ 85,045.86 lakh, total revenues (before eliminating of inter-company transaction of ₹ 21,699.71 lakh & ₹ 65,729.09 lakh) of ₹ 49,632.98 lakh & ₹ 147,791.60 lakh, total net profit after tax (before eliminating of inter-company transaction of ₹ 14.94 lakh & ₹ 2.31 lakh) of ₹ 1,099.22 lakh & ₹ 1,671.98 lakh and total comprehensive income (before eliminating of inter-company transaction of ₹ 37.74 lakh & ₹ 25.10 lakh) of ₹ 1,169.08 lakh & ₹ 901.16 lakh for the quarter & year ended March 31, 2021 respectively, as considered in the consolidated financial results. These financial statements and other information have been audited by other auditors whose reports have been furnished to us by the Management and our conclusion on the consolidated financial results, in so far as it relates to the amounts and disclosures included in respect of these subsidiaries, and our report in terms of Regulation read with the Circulars, in so far as it relates to the aforesaid subsidiaries, are based on the reports of the other auditors and the procedures performed by us as stated in paragraph below.
- (b) Further, of these subsidiaries, three subsidiaries are located outside India whose financial statements and other financial information have been prepared in accordance with accounting principles generally accepted in their respective countries and which have been audited by other auditors under generally accepted auditing standard applicable in their respective countries. The Holding Company's Management has converted the financial statements of such subsidiaries from accounting principles generally accepted in their respective countries to accounting principles generally accepted in India. Independent firm of Chartered Accountant have audited these conversion adjustments made by the Holding Company's management in India. Our opinion in so far as it relates to the balances and affairs of such subsidiary companies located outside India are based on the report of other auditor in their respective countries and conversion adjustments prepared by the Management and audited by Independent firm of Chartered Accountants of India.
- Our opinion on the consolidated financial results is not modified in respect of the above matter with respect to our reliance on the work done and the reports of the other auditors.
- (c) The consolidated financial results do not include the financial statement of one subsidiary for the year ended March 31, 2021, as the same has gone into voluntary liquidation due to the reason as explained in Note no. 8 of the Notes forming part of consolidated financial results. According to the information and explanations given to us by the Management, financial statement of this subsidiary do not have any material impact on the consolidated results of the Group. Our conclusion on the Statement is not modified in respect of this matter.
- (d) The consolidated financial results include the results for the quarter ended March 31, 2021 being the balancing figures between audited figures in respect of the full financial year and the published unaudited year to date figures up to the third quarter of the current financial year which were subject to limited review by us.

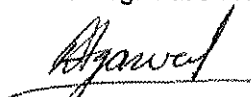


(e) The consolidated financial results dealt with by this report has been prepared for the express purpose of filing with stock exchanges on which the Company's shares are listed. These results are based on and should be read with the audited consolidated financial statements of the Group for the year ended March 31, 2021 on which we issued an unmodified audit opinion vide our report dated June 21, 2021.

**For B.R. Gupta & Co.**

*Chartered Accountants,*

Firm's Registration Number 008352N



**(Deepak Agarwal)**


*Partner*

Membership Number 073696

UDIN: 21073696 AAAA BJ6965

Place of Signature: New Delhi

Date: June 21, 2021



**Annexure A****List of entities consolidated**

S. No.	Name of the Entity
<b>Subsidiaries held directly-Foreign</b>	
1.	Norp Knit Industries Limited
2.	Pearl Global Fareast Limited
3.	Pearl Global (HK) Limited
<b>Subsidiaries held directly-Domestic</b>	
4.	Pearl Apparel Fashions Limited*
5.	Pearl Global Kaushal Vikas Limited
6.	SBUYS E-Commerce Limited
<b>Subsidiaries held indirectly- Foreign</b>	
1.	DSSP Global Limited
2.	PT Pinnacle Apparels
3.	Pearl Grass Creations Limited
4.	Prudent Fashions Limited
5.	Vin Pearl Global Vietnam Limited
6.	Pearl Global F.Z.E.
7.	PGIC Investment Limited
8.	Pearl Global (Chang Zhou) Textile Technology Company Limited
9.	Pearl Global Vietnam Company Limited
10.	A & B Investment Limited

\*Company under Liquidation, consolidated upto September 30, 2020.



**Independent Auditor's Report on Standalone Financial Results of the Company pursuant to the Regulation 33 of the SEBI (Listing Obligations and Disclosure Requirements) Regulations, 2015**

**To The Board of Directors of Pearl Global Industries Limited**

**Opinion**

We have audited the accompanying standalone financial results of Pearl Global Industries Limited (hereinafter referred to as "the Company") for the year ended March 31, 2021 attached herewith, being submitted by the Company pursuant to the requirement of Regulation 33 of the SEBI (Listing Obligations and Disclosure Requirements) Regulations, 2015, as amended (the "Listing Regulations").

In our opinion and to the best of our information and according to the explanations given to us, the aforesaid standalone financial results:

- a. are presented in accordance with the requirements of Regulation 33 of the Listing Regulations in this regard; and
- b. gives a true and fair view in conformity with recognition and measurement principles laid down in the Indian Accounting Standards under Section 133 of the Companies Act, 2013 (the "Act") and other accounting principles generally accepted in India, of the net profit (including other comprehensive income and other financial information for the year ended March 31, 2021).

**Basis for Opinion**

We conducted our audit in accordance with the Standards on Auditing (SAs) specified under section 143(10) of the Act. Our responsibilities under those Standards are further described in the *Auditor's Responsibilities for the Audit of the Standalone Financial Results* section of our report. We are independent of the Company in accordance with the Code of Ethics issued by the Institute of Chartered Accountants of India ("ICAI") together with the ethical requirements that are relevant to our audit of the standalone financial results under the provisions of the Act and the Rules thereunder, and we have fulfilled our other ethical responsibilities in accordance with these requirements and the ICAI's Code of Ethics. We believe that the audit evidence we have obtained is sufficient and appropriate to provide a basis for our opinion.

**Emphasis of Matter**

We draw attention to Note 6 in the Notes forming part of the standalone financial results for the year ended March 31, 2021 which states that export incentives under the Remission of Duties and Taxes on Export Products (RoDTEP) Scheme applicable with effect from January 1, 2021 amounting to ₹ 421.16 Lakhs has been recognized on the basis of certain assumptions including previous applicable rates, as the rates are yet to be notified under the said scheme. Our opinion is not modified in respect of this matter.

**Management's Responsibility for the Standalone Financial Results**

These standalone financial results have been prepared on the basis of the standalone annual financial statements. The Company's Board of Directors are responsible the preparation and presentation of these standalone financial results that give a true and fair view of the net loss (including other comprehensive income) and other financial information of the Company in accordance with the recognition and measurement principles laid down in Indian Accounting Standards prescribed under Section 133 of the Act, read with relevant rules issued thereunder and other accounting principles generally accepted in India and in compliance with Regulation 33 of the Listing Regulations. This responsibility also includes maintenance of adequate accounting records in accordance with the provisions of the Act for safeguarding the assets of the Company and for preventing and detecting frauds and other irregularities; selection and application of appropriate accounting policies; making judgments and estimates that are reasonable and prudent; and design, implementation and maintenance of adequate internal financial controls that were operating effectively for ensuring the accuracy and completeness of the accounting records, relevant to the preparation and presentation of the standalone financial results that give a true and fair view and is free from material misstatement, whether due to fraud or error.



In preparing the standalone financial results, the Board of Directors are responsible for assessing the Company's ability, to continue as a going concern, disclosing, as applicable, matters related to going concern and using the going concern basis of accounting unless the Board of Directors either intends to liquidate the Company or to cease operations, or has no realistic alternative but to do so.

The Board of Directors are also responsible for overseeing the Company's financial reporting process.

#### **Auditor's Responsibilities for the Audit of the Standalone Financial Results**

Our objectives are to obtain reasonable assurance about whether the standalone financial results as a whole are free from material misstatement, whether due to fraud or error, and to issue an auditor's report that includes our opinion. Reasonable assurance is a high level of assurance, but is not a guarantee that an audit conducted in accordance with SAs will always detect a material misstatement when it exists. Misstatements can arise from fraud or error and are considered material if, individually or in the aggregate, they could reasonably be expected to influence the economic decisions of users taken on the basis of these standalone financial results.

As part of an audit in accordance with SAs, we exercise professional judgment and maintain professional skepticism throughout the audit. We also:

- Identify and assess the risks of material misstatement of the standalone financial results, whether due to fraud or error, design and perform audit procedures responsive to those risks, and obtain audit evidence that is sufficient and appropriate to provide a basis for our opinion. The risk of not detecting a material misstatement resulting from fraud is higher than for one resulting from error, as fraud may involve collusion, forgery, intentional omissions, misrepresentations, or the override of internal control.
- Obtain an understanding of internal control relevant to the audit in order to design audit procedures that are appropriate in the circumstances. Under section 143(3)(i) of the Act, we are also responsible for expressing our opinion on whether the Company has adequate internal financial controls with reference to financial statements in place and the operating effectiveness of such controls.
- Evaluate the appropriateness of accounting policies used and the reasonableness of accounting estimates and related disclosures made by the Board of Directors.
- Conclude on the appropriateness of Board of Director's use of the going concern basis of accounting and, based on the audit evidence obtained, whether a material uncertainty exists related to events or conditions that may cast significant doubt on the Company's ability to continue as a going concern. If we conclude that a material uncertainty exists, we are required to draw attention in our auditor's report to the related disclosures in the standalone financial results or, if such disclosures are inadequate, to modify our opinion. Our conclusions are based on the audit evidence obtained up to the date of our auditor's report. However, future events or conditions may cause the Company to cease to continue as a going concern.
- Evaluate the overall presentation, structure and content of the standalone financial results, including the disclosures, and whether the standalone financial results represent the underlying transactions and events in a manner that achieves fair presentation.

We communicate with those charged with governance regarding, among other matters, the planned scope and timing of the audit and significant audit findings, including any significant deficiencies in internal control that we identify during our audit.

We also provide those charged with governance with a statement that we have complied with relevant ethical requirements regarding independence, and to communicate with them all relationships and other matters that may reasonably be thought to bear on our independence, and where applicable, related safeguards.




**Other Matter**

- a. The standalone financial results include the results for the quarter ended March 31, 2021 being the balancing figures between audited figures in respect of the full financial year and the published unaudited year to date figures up to the third quarter of the current financial year which were subject to limited review by us.
- b. The standalone financial results dealt with by this report has been prepared for the express purpose of filing with stock exchanges on which the Company's shares are listed. These results are based on and should be read with the audited standalone financial statements of the Company for the year ended March 31, 2021 on which we issued an unmodified audit opinion vide our report dated June 21, 2021.

**For B.R. Gupta & Co.**

*Chartered Accountants,*

Firm Registration Number 008352N



**(Deepak Agarwal)**

*Partner*

Membership Number 073696

UDIN: 21073696AAAA BK8772

Place of Signature: New Delhi

Date: June 21, 2021

